

BALANCE SHEET as at 31/03/2017

SOURCES OF FUNDS	Note	31/03/2017 Rs.	31/03/2016 Rs.
Capital Account	2	42,65,45,343	42,49,53,875
Secured Loans	3	-	1,40,44,157
Current Liabilities & Provisions	4	3,07,09,866	3,14,42,812
<b>TOTAL</b>		<b>45,72,55,209</b>	<b>47,04,40,845</b>

APPLICATION OF FUNDS	Note	31/03/2017 Rs.	31/03/2016 Rs.
Fixed Assets	5	39,19,90,839	43,86,21,703
Investments	6	1,68,24,127	1,67,67,355
Current Assets, Loans & Advances	7	1,18,54,490	84,05,880
Cash & Bank Balance	8	3,65,85,753	66,45,907
<b>TOTAL</b>		<b>45,72,55,209</b>	<b>47,04,40,845</b>

Significant Accounting Policies

1

For Children's Education Society®

*N. L. Narasimha Raja*  
PRESIDENT

*J. P. Reddy*  
SECRETARY

Place : Bangalore

Date : 26-10-2017

As per our report of even date  
for B.M. REDDY & Co. for S. VENKATESAN & Co.,

*B. M. Reddy*  
B.M. REDDY  
Proprietor

M. No. 21656

Firm Reg No. 006643S

*S. Venkatesan*  
S. VENKATESAN  
Partner

M. No. 9676

Firm Reg No. 008708S

## CHILDREN'S EDUCATION SOCIETY(Regd.)

# 40, I Phase, J P Nagar, Bangalore - 560 078

337

## THE OXFORD COLLEGE OF ENGINEERING

10th Milestone, Bommanahalli, Hosur Road, Bangalore - 560068

## INCOME &amp; EXPENDITURE ACCOUNT FOR THE YEAR ENDED 31/03/2017

INCOME	Note	31/03/2017 Rs.	31/03/2016 Rs.
Fees Collections	7	23,85,17,217	22,26,54,966
Share of Surplus from The Oxford Hostel		49,33,879	43,32,519
Other Incomes	9	2,68,75,732	3,77,20,166
<b>TOTAL</b>	<b>( I )</b>	<b>27,03,26,828</b>	<b>26,47,07,651</b>

EXPENDITURE	Note	31/03/2017 Rs.	31/03/2016 Rs.
University Fees	10	78,26,135	80,32,575
Administration and Other Operating Expenses	11	2,14,89,879	2,80,04,580
Employee Benefit Expenses	12	9,08,52,440	9,31,34,356
Share of Deficit from T.O.Transport Dept.		14,502	74,096
Financial Expenses	13	6,45,757	10,80,906
Depreciation & Amortization Expenses	5	4,73,38,680	5,44,36,500
<b>TOTAL</b>	<b>( II )</b>	<b>16,81,67,393</b>	<b>18,47,63,013</b>

Excess/(Deficit) of Income over Expenditure

Trf to Capital Account (I-II)

10,21,59,435

7,99,44,638

For Children's Education Society®

As per our report of even date

for B.M.REDDY &amp; Co.,

for S. VENKATESAN &amp; Co.,

PRESIDENT

SECRETARY

Place : Bangalore

Date : 26-10-2017

B.M.REDDY

Proprietor

M. No. 21656

Firm Reg No.006643S

S VENKATESAN

Partner

M.No. 9676

Firm Reg No.008708S

**CHILDREN'S EDUCATION SOCIETY®**  
# 40, I PHASE, J P NAGAR, BANGALORE - 560 078

**The Oxford College of Engineering**  
10<sup>th</sup> Milestone, Bommanahalli, Hosur Road, Bangalore - 560 068

Note - 1

Significant Accounting Policies

1. Accounts are prepared on historical cost convention and under accrual basis of accounting unless otherwise stated.
2. Fixed Assets are stated at cost of acquisition inclusive of duties, taxes incidental and direct expenses related to acquisition.
3. Depreciation is provided as per the rates provided in The Income Tax Act, 1961.
4. Investments are carried at cost. Interest on Investments is recognized on accrual basis.
5. Fees received from students for the Academic year commencing during the year is recognized as income for the year itself.
6. A sum of Rs 1,15,000/- represents provision towards audit fees.
7. Previous year figures have been regrouped/reclassified wherever necessary.

For Children's Education Society®

As per our report of even date  
for B.M.REDDY & Co., for S.VENKATESAN & Co.,

**PRESIDENT**

**SECRETARY**

Place : Bangalore  
Date : 26-10-2017



**Proprietor**  
Membership.No.21656  
Firm Reg. No.006643S



**Partner**  
Membership.No.9676  
Firm Reg. No.008708S







**THE OXFORD COLLEGE OF ENGINEERING**  
10th Milestone, Bommanahalli, Hosur Road, Bangalore - 560068

NOTES TO BALANCE SHEET as at 31/03/2017

NOTE - 4

CURRENT LIABILITIES AND PROVISIONS

PARTICULARS	31/03/2017	31/03/2016
Balance b/d	2,23,08,771	2,21,38,077
T D S on Salary	2,30,499	4,20,942
Employer's PF Payable	2,59,668	2,77,203
Employee's PF Payable	2,59,668	2,77,203
Library Caution Deposit	1,00,200	1,61,200
Employers State Insurance	97,703	42,020
Employees State Insurance	36,054	15,509
Professional Tax Payable	42,800	47,000
EDCIL Students 2015-16	-	63,405
		-
<b>Provisions for Expenses</b>		
Salary Payable	66,55,139	71,36,797
Provision for Project Expenses	4,10,894	5,13,830
Power Charges Payable	1,93,470	1,93,581
Audit fees Payable	1,15,000	1,15,000
Building Rent Payable	-	41,045
<b>TOTAL</b>	<b>3,07,09,866</b>	<b>3,14,42,812</b>

NOTE - 6

INVESTMENTS

PARTICULARS	31/03/2017	31/03/2016
V C C - 102003291000813 (Including Interest Accrued)	3,71,804	3,47,183
V C C - 102002411001088 (Including Interest Accrued)	2,32,970	2,15,019
V C C - 102002411001527 (Including Interest Accrued)	2,19,353	2,05,153
FD - 140502051002988	1,50,00,000	1,50,00,000
F D - 140503291002349	10,00,000	10,00,000
<b>TOTAL</b>	<b>1,68,24,127</b>	<b>1,67,67,355</b>



**THE OXFORD COLLEGE OF ENGINEERING**  
10th Milestone, Bommanahalli, Hosur Road, Bangalore - 560068

NOTES TO BALANCE SHEET as at 31/03/2017

NOTE - 4.1  
SUNDRY CREDITORS

PARTICULARS	31/03/2017	31/03/2016
M/s Cuboid	5,83,000	5,83,000
M/s Reprographics Technologies	26,333	-
M/s The Oxford Enterprises	25,792	-
M/s Velvite Grills	13,044	-
M/s G4S Secure Solutions (India) Private Ltd	-	1,96,004
M/s South (I) Facility Mgt Service	-	1,67,022
M/s Jai Hind Stationers	-	2,861
<b>Retention Amount</b>		
M/s ABB India Ltd.,	91,562	91,562
M/s Indian Aluminium Works	72,281	72,281
M/s Dexter Water Tech	11,384	11,384
<b>TOTAL</b>	<b>8,23,396</b>	<b>11,24,114</b>



THE OXFORD COLLEGE OF ENGINEERING  
10th Milestone, Bommanahalli, Hosur Road, Bangalore - 560068

NOTES TO BALANCE SHEET as at 31/03/2017

NOTE - 5

FIXED ASSETS

Sl. No.	Particulars	W.D.V as on 01/04/2016	Additions During the year	Total	Depreciation		W.D.V as 31/03/2017
					31/03/2017	31/03/2016	
1	Building at Bommanahalli	18,17,678	-	18,17,678	1,81,770	2,01,960	16,35,908
2	Building Ground To VII Floor	3,85,83,452	-	3,85,83,452	38,58,350	42,87,050	3,47,25,102
3	Building Annexe	32,10,57,717	-	32,10,57,717	3,21,05,770	3,56,73,080	28,89,51,947
4	Furniture & Fixtures*	84,74,606	-	84,74,606	8,47,460	9,41,620	76,27,146
5	Furnitures & Fittings - Annex Block	1,55,39,647	-	1,55,39,647	15,53,960	17,26,630	1,39,85,687
6	A C Unit	2,81,994	-	2,81,994	42,300	39,250	2,39,694
7	A V Equipment	14,45,703	-	14,45,703	2,16,860	2,55,120	12,28,843
	Borewell	10,005	-	10,005	1,500	1,770	8,505
9	Lab Equipment*	2,14,45,198	-	2,14,45,198	32,16,780	37,84,450	1,82,28,418
10	Library Books	62,83,418	960	62,84,378	9,42,660	11,08,690	53,41,718
11	Lifts	5,82,576	-	5,82,576	87,390	1,02,810	4,95,186
12	Office Equipment	17,74,175	6,95,556	24,69,731	3,19,880	3,10,150	21,49,851
13	Plant & Machinery	19,98,756	-	19,98,756	2,99,810	3,52,720	16,98,946
14	Pumpset & Motors	2,400	-	2,400	360	420	2,040
15	Water Treatment Plant	3,66,065	-	3,66,065	54,910	64,600	3,11,155
16	Telephone Instrument	40,147	-	40,147	6,020	7,090	34,127
17	Solar Water Heater	6,62,605	-	6,62,605	99,390	1,16,930	5,63,215
18	A C Units - Annex Block	98,10,168	-	98,10,168	14,71,530	17,31,210	83,38,638
19	Lift - Annex Block	66,17,230	-	66,17,230	9,92,580	11,67,750	56,24,650
20	Computers	6,90,522	11,300	7,01,822	4,17,700	10,35,790	2,84,122
21	Software*	8,33,936	-	8,33,936	5,00,360	12,50,910	3,33,576
22	Computer Networking - Annex Block	1,68,421	-	1,68,421	1,01,050	2,52,630	67,371
23	Vehicle- KA-51/A-9405(WATER TANK)	1,35,284	-	1,35,284	20,290	23,870	1,14,994
	<b>GRAND TOTAL</b>	<b>43,86,21,703</b>	<b>7,07,816</b>	<b>43,93,29,519</b>	<b>4,73,38,680</b>	<b>5,44,36,500</b>	<b>39,19,90,839</b>

For Children's Education Society ®

B.N.V.L. Narasimha Raju  
PRESIDENT

J.P. Ravi  
SECRETARY

Place: Bangalore  
Date : 26-10-2017

As per our report of even date  
for B.M. REDDY & Co.,  
for S. VENKATESAN & Co.,  
B.M. REDDY  
Proprietor  
M. No. 21656  
Firm Reg No. 006643S  
S. VENKATESAN  
Partner  
M. No. 9676  
Firm Reg No. 008708S



**THE OXFORD COLLEGE OF ENGINEERING**  
10th Milestone, Bommanahalli, Hosur Road, Bangalore - 560068

NOTES TO BALANCE SHEET as at 31/03/2017

NOTE - 7  
CURRENT ASSETS, LOANS & ADVANCES

PARTICULARS	31/03/2017	31/03/2016
Fees Receivable	50,69,765	22,55,660
BESCOM-Additional Security Deposits	13,66,030	13,66,030
Security Deposite in AICTE	12,00,000	12,00,000
Advance Paid to University	7,15,000	4,40,000
Caution Deposit - Redy Filling Station -Diesel	1,00,000	1,00,000
General Advance	20,255	-
Rental Deposit - Bhavesh P Shah	-	3,37,500
English Learning Fees Receivables - M/S Kings learning	(1,01,998)	60,002
<b><u>Advance paid to Suppliers :</u></b>		
M/s Allied Digital Service Pvt Ltd	15,39,688	15,39,688
M/s B S Pyromatic India (P) Ltd	9,00,000	9,00,000
M/s Unimech Systems (Bangalore) Pvt Ltd	2,25,000	
M/s Cadmax Solution Pvt Ltd	1,50,150	-
M/s Cranes Software Int	1,39,500	-
M/s Ether Global Service Pvt Ltd	1,10,000	-
M/s Venurt Technology Solution Pvt Ltd	1,07,100	-
M/s Kone Elevators India Pvt Ltd	1,07,000	1,07,000
M/s C L Educate limited	1,00,000	1,00,000
M/s Abdul Qayum	50,000	-
M/s Aadhya Didactics Private Ltd	32,000	
M/s Frax Electro System	25,000	-
<b>TOTAL</b>	<b>1,18,54,490</b>	<b>84,05,880</b>



THE OXFORD COLLEGE OF ENGINEERING  
10th Milestone, Bommanahalli, Hosur Road, Bangalore - 560068

NOTES TO BALANCE SHEET as at 31/03/2017

NOTE - 8  
CASH AND BANK BALANCES

Particulars	31/03/2017	31/03/2016
Cash	3,303	42,137
Vijaya Bank SB A/c No.5069 ✓	1,91,82,840	-
Vijaya Bank SB A/c No.15 ✓	1,05,20,750	21,80,562
Vijaya Bank SB A/c No.5061 ✓	36,50,830	-
Vijaya Bank SB A/c No.780 ✓	17,99,120	-
Vijaya Bank SB A/c No.570 ✓	7,30,496	14,47,364
Vijaya Bank SB A/c No.3837 (Endowment Fund)	2,12,469	92,351
Vijaya Bank SB A/c No.2946 ✓	1,07,772	59,049
Vijaya Bank SB A/c No.3181 ✓	1,05,718	1,01,925
Vijaya Bank SB A/c No.3276 ✓	92,380	1,53,217
Vijaya Bank SB A/c No.4363 ✓	74,538	71,863
Vijaya Bank SB A/c No.2534 ✓	40,828	88,202
Vijaya Bank SB A/c No.8070 ✓ JP. e. l. v.	32,779	1,68,188
Vijaya Bank SB A/c No.3231 ✓ B. k.	22,748	21,931
Vijaya Bank SB A/c No.3344 ✓	10,636	39,071
Vijaya Bank SB A/c No.2535 ✓	1,847	33,535
Vijaya Bank SB A/c No.1913 ✓	-	18,80,995
Vijaya Bank SB A/c No.3177 ✓	-	12,085
Vijaya Bank SB A/c No.3184 ✓	-	1,25,698
Vijaya Bank SB A/c No.3185 ✓	-	1,23,361
Vijaya Bank SB A/c No.3183 ✓	-	4,372
SLMCB - SB.12333	-	1
Amount wrongly credited by Bank	(3,300)	
<b>TOTAL</b>	<b>3,65,85,753</b>	<b>66,45,907</b>



## THE OXFORD COLLEGE OF ENGINEERING

10th Milestone, Bommanahalli, Hosur Road, Bangalore - 560068

## NOTES TO INCOME &amp; EXPENDITURE as at 31/03/2017

NOTE - 9  
OTHER INCOME

Particulars	31/03/2017	31/03/2016
Pre Placment Training Fee	1,79,87,000	2,47,91,500
Miscellaneous Income	21,22,230	25,94,269
Internet Access Collections	16,77,000	20,79,920
Interest on Deposits	11,59,861	14,16,093
Kings learning classes rent	9,99,996	9,99,999
SB Interest	9,89,647	5,40,775
Smart Card fees	8,25,400	17,41,500
Application & Prospectus Fees	4,79,250	5,31,900
Fine Collected	2,64,368	79,738
Miscellaneous Income - EDCIL Students	2,32,900	9,81,849
Project Grants Received	1,38,080	18,61,238
Interest on BESCOM Deposit	-	1,01,385
<b>TOTAL</b>	<b>2,68,75,732</b>	<b>3,77,20,166</b>

NOTE - 10  
UNIVERSITY FEES

Particulars	31/03/2017	31/03/2016
E-Learning fees	19,13,000	20,45,000
Sports Development fees	18,83,600	18,39,575
Consortium Annual Membership Fees	16,20,500	-
Registration & Renewal fees	7,18,870	11,44,500
University Registration fees	4,28,700	15,54,500
Processing fees	2,75,000	50,000
Eligibility fees	2,53,500	3,09,000
Affiliation fees	1,70,000	3,21,500
Teachers Development fees	1,39,925	1,37,175
University Development Fund fees	1,04,600	1,17,000
Inspection fees	1,02,500	25,000
Indian Red Cross Society	85,335	32,955
Sports fees	50,400	54,650
Students Development fees	26,925	27,325
Cultural Activities fees	25,200	27,325
Annual fees	15,000	
Carrier Guidance & Service fees	10,080	10,930
Application fees	3,000	11,500
Increase of Intake	-	1,20,000
Extension of Affiliation fees	-	80,000
Approval Fee	-	50,000
NSS Bhavan Fee	-	40,640
Research Centre Approval Fee	-	34,000
<b>TOTAL</b>	<b>78,26,135</b>	<b>80,32,575</b>





## THE OXFORD COLLEGE OF ENGINEERING

10th Milestone, Bommanahalli, Hosur Road, Bangalore - 560068

## NOTES TO INCOME &amp; EXPENDITURE as at 31/03/2017

## NOTE - 11

## ADMINISTRATION AND OTHER OPERATING EXPENSES

Particulars	31/03/2017	31/03/2016
Advertisement Expenses	28,44,167	10,21,665
Power charges RR No. 1126404S8HT60	25,29,031	20,02,535
Placement Traing and Consultancy	18,24,624	29,40,152
Security Charges	17,64,034	25,10,196
Diesel for Engg Buses	16,67,369	24,56,287
House Keeping Expenses	16,66,694	20,41,885
Repairs & Maintenance	14,52,515	8,34,003
Diesel for Water Tanker	10,96,982	7,39,258
Telephone Expenses	9,78,747	8,86,905
Printing & Stationery	9,45,293	11,89,046
Annual/Inaugural/Felicitation	6,61,529	7,26,740
Annual Maintenance Charges	5,45,068	15,22,441
Pooja Expenses	4,41,161	6,08,619
Sports Expenses	4,01,434	1,70,845
Office Maintenance	3,67,947	1,44,020
Lab Maintenance & Consumables	3,18,605	8,65,851
Seminar/Workshop/Competition	2,80,062	2,46,682
Building Insurance Premium	1,68,751	1,67,284
Staff Welfare Expenses	1,68,490	2,04,617
Travelling & Conveyance	1,60,118	97,384
Generator Maintenance	1,53,814	6,87,691
Project Expenses	1,38,080	18,61,238
Spot Admission Expenses	1,22,500	-
Audit fees	1,15,000	1,15,000
Bank Charges	1,04,486	77,698
Membership & Subscription fees	1,00,000	2,07,363
Guest Lecture Expenses	92,564	1,51,050
Student Welfare Expenses	90,000	1,22,520
Inspection Expenses	87,588	3,72,241
Building Rent -Bhavesh P Shah	82,090	4,71,035
News Paper & Periodicals	34,038	9,67,802
Postage & Telegram	32,310	43,574
Interest on TDS & Other charges	32,034	1,14,102
Professional Tax Renewal fees & Expenses	17,205	-
Legal & Consultancy Charges	5,550	12,19,000
Examination Expenses	-	16,712
KRLMP - Expenses	-	2,00,000
Professional Charges	-	1,140
<b>TOTAL</b>	<b>2,14,89,879</b>	<b>2,80,04,580</b>



## THE OXFORD COLLEGE OF ENGINEERING

10th Milestone, Bommanahalli, Hosur Road, Bangalore - 560068

## NOTES TO INCOME &amp; EXPENDITURE as at 31/03/2017

## NOTE - 12

## EMPLOYEE BENEFIT EXPENSES

Particulars	31/03/2017	31/03/2016
Salary	8,65,53,602	8,71,15,491
Employer's contribution to EPF	31,09,296	31,79,063
Employer's contribution to ESI	5,89,542	4,73,062
Remuneration to President	6,00,000	-
Staff Remuneration	-	17,66,740
Remuneration to Director	-	6,00,000
<b>TOTAL</b>	<b>9,08,52,440</b>	<b>9,31,34,356</b>

## NOTE - 13

## FINANCIAL EXPENSES

Particulars	31/03/2017	31/03/2016
Interest on LTD - 141007311000191	6,45,757	5,44,157
Interest on LTD - 141007311000165		5,36,749
<b>TOTAL</b>	<b>6,45,757</b>	<b>10,80,906</b>



THE OXFORD COLLEGE OF ENGINEERING  
10th Milestone, Bommanahalli, Hosur Road, Bangalore - 560068

12-18

BALANCE SHEET as at 31-03-2018

SOURCES OF FUNDS	Note	31-03-2018 Rs.	31-03-2017 Rs.
Capital Account	2	39,04,74,631	42,65,45,343
Current Liabilities & Provisions	3	4,25,19,936	3,07,09,866
<b>TOTAL</b>		<b>43,29,94,566</b>	<b>45,72,55,209</b>

APPLICATION OF FUNDS	Note	31-03-2018 Rs.	31-03-2017 Rs.
Fixed Assets	4	35,24,80,733	39,19,90,839
Investments	5	96,68,075	1,68,24,127
Current Assets, Loans & Advances	6	2,26,11,755	1,18,54,490
Cash & Bank Balance	7	4,82,34,004	3,65,85,753
<b>TOTAL</b>		<b>43,29,94,566</b>	<b>45,72,55,209</b>

Significant Accounting Policies

1

For Children's Education Society®

As per our report of even date  
for B.M.REDDY & Co., for S. VENKATESAN & Co.,

V.V.L. Narasimha Raja  
PRESIDENT

K.P. Varma  
SECRETARY

Place : Bangalore  
Date : 27-09-2018



B.M.REDDY  
Proprietor  
M. No.21656  
Firm Reg No.006643S

S VENKATESAN  
Partner  
M.No. 9676  
Firm Reg No.008708S





**CHILDREN'S EDUCATION SOCIETY(Regd.)**

# 40, I Phase, J P Nagar, Bangalore - 560 078

**THE OXFORD COLLEGE OF ENGINEERING**

10th Milestone, Bommanahalli, Hosur Road, Bangalore - 560068

**INCOME & EXPENDITURE ACCOUNT FOR THE YEAR ENDED 31-03-2018**

INCOME	Note	31-03-2018 Rs.	31-03-2017 Rs.
Fees Collections		23,85,59,910	23,85,17,217
Share of Surplus from The Oxford Hostel		-	49,33,879
Other Incomes	8	68,78,058	2,68,75,732
<b>TOTAL</b>	<b>( I )</b>	<b>24,54,37,968</b>	<b>27,03,26,828</b>

EXPENDITURE	Note	31-03-2018 Rs.	31-03-2017 Rs.
University Fees	9	58,17,458	78,26,135
Administration and Other Operating Expenses	10	2,18,62,742	2,14,89,879
Employee Benefit Expenses	11	9,30,40,226	9,08,52,440
Share of Deficit from T.O.Transport Dept.			14,502
Financial Expenses	12	-	6,45,757
Depreciation & Amortization Expenses	4	4,18,38,830	4,73,38,680
<b>TOTAL</b>	<b>( II )</b>	<b>16,25,59,255</b>	<b>16,81,67,393</b>

Excess/(Deficit) of Income over Expenditure  
Trf to Capital Account (I-II)

8,28,78,712      10,21,59,435

For Children's Education Society®

As per our report of even date  
for B.M.REDDY & Co.,      for S. VENKATESAN & Co.,

N.V.L. Narasimha Reddy  
PRESIDENT

K.P. Kumar  
SECRETARY

Place : Bangalore  
Date : 27-09-2018



B.M. REDDY  
Proprietor  
M. No. 21656

Firm Reg No.006643S

S. VENKATESAN  
Partner  
M.No. 9676

Firm Reg No.008708S



348

**CHILDREN'S EDUCATION SOCIETY®**  
# 40, I PHASE, J P NAGAR, BANGALORE - 560 078

**The Oxford College of Engineering**  
10<sup>th</sup> Milestone, Bommanahalli, Hosur Road, Bangalore - 560 068

Note - 1

Significant Accounting Policies

1. Accounts are prepared on historical cost convention and under accrual basis of accounting unless otherwise stated.
2. Fixed Assets are stated at cost of acquisition inclusive of duties, taxes incidental and direct expenses related to acquisition.
3. Depreciation is provided as per the rates provided in The Income Tax Act, 1961.
4. Investments are carried at cost. Interest on Investments is recognized on accrual basis.
5. Fees received from students for the Academic year commencing during the year is recognized as income for the year itself. The "Fee Collection" amount represent the amount of fees collected, net of fee concession and waivers.
6. A sum of Rs 1,18,000/- represents provision towards audit fees.
7. Previous year figures have been regrouped/reclassified wherever necessary.

For **Children's Education Society®**

As per our report of even date  
for **B.M.REDDY & Co.,** for **S.VENKATESAN & Co.,**

*N.V.L. Narasimha Raja*  
**PRESIDENT**

*K.P. Venkatesh*  
**SECRETARY**

Place : Bangalore  
Date : 27-09-2018



*B.M. Reddy*  
**B.M. REDDY**  
Proprietor

Membership.No.21656  
Firm Reg. No.006643S

*S. Venkatesan*  
**S.VENKATESAN**  
Partner

Membership.No.9676  
Firm Reg. No.008708S





**THE OXFORD COLLEGE OF ENGINEERING**  
10th Milestone, Bommanahalli, Hosur Road, Bangalore - 560068

NOTES TO BALANCE SHEET as at 31-03-2018

NOTE - 2  
CAPITAL ACCOUNT

PARTICULARS		31-03-2018 (Dr.) / Cr	31-03-2017 (Dr.) / Cr
By Balance B/d		42,65,45,343	42,49,53,875
To Excess/(Deficit) of Income over Expenditure - As per I/E A/c for the year		8,28,78,712	10,21,59,435
To Net Credit/(Debit) to Management		(11,89,49,424)	(10,05,67,968)
<b>TOTAL - Balance C/d</b>		<b>39,04,74,631</b>	<b>42,65,45,343</b>

NOTE - 3  
CURRENT LIABILITIES AND PROVISIONS

PARTICULARS	Note	31-03-2018	31-03-2017
<b>Advance Tuition fees</b>			
Advance Tuition fees - BE 2017-18 batch		7,02,910	-
Advance Tuition fees - BE 2011-12 batch		2,60,180	5,20,360
Advance Tuition fees - BE 2015-16 batch		2,35,230	2,88,640
Advance Tuition fees - BE 2008-09 batch		1,30,090	1,30,090
Advance Tuition fees - BE 2014-15 batch		1,00,000	6,16,180
Advance Tuition fees - BE 2016-17 batch		14,000	4,30,000
Advance Tuition fees - BE 2012-13 batch		-	1,42,590
Advance Tuition fees - M Tech		-	50,000
Sundry Creditors for supplies	3.1	19,57,213	8,23,396
Scholarship Payable		2,72,02,926	1,80,16,586
Amount refundable to Students		10,96,889	12,90,929
<b>Balance c/d</b>		<b>3,16,99,438</b>	<b>2,23,08,771</b>





**THE OXFORD COLLEGE OF ENGINEERING**  
10th Milestone, Bommanahalli, Hosur Road, Bangalore - 560068

NOTES TO BALANCE SHEET as at 31-03-2018

NOTE - 3

CURRENT LIABILITIES AND PROVISIONS

PARTICULARS	31-03-2018	31-03-2017
<b>Balance b/d</b>	<b>3,16,99,438</b>	<b>2,23,08,771</b>
Remuneration	9,56,269	-
Endowment Fund Account	5,92,600	-
Employer's PF Payable	2,61,137	2,59,668
Employee's PF Payable	2,61,137	2,59,668
T D S on Salary	1,37,276	2,30,499
Employers State Insurance	1,08,441	97,703
Library Caution Deposit	77,200	1,00,200
Employees State Insurance	40,042	36,054
Professional Tax Payable	39,600	42,800
		-
<b><u>Provisions for Expenses</u></b>		
Salary Payable	66,70,022	66,55,139
Provision for Project Expenses	12,40,567	4,10,894
Power Charges Payable	3,18,207	1,93,470
Audit fees Payable	1,18,000	1,15,000
<b>TOTAL</b>	<b>4,25,19,936</b>	<b>3,07,09,866</b>

NOTE - 3.1

SUNDRY CREDITORS

PARTICULARS	31-03-2018	31-03-2017
M/s Cuboid	5,83,000	5,83,000
M/s Novatuer Electrical & Digital Sy	4,43,222	-
M/s Dexter Water Tech	4,07,248	11,384
M/s Cadmaxx Solution Pvt Ltd	1,50,150	-
M/s Sitech Electronics	1,50,000	-
M/s Aadhya Didactics Pvt Ltd	32,000	-
M/s ACS India	15,360	-
M/s Gajamukaha Solutions	12,390	-
M/s Reprographics Technologies	-	26,333
M/s The Oxford Enterprises	-	25,792
M/s Velvite Grills	-	13,044
<b>Retention Amount</b>		
M/s ABB India Ltd.,	91,562	91,562
M/s Indian Aluminium Works	72,281	72,281
<b>TOTAL</b>	<b>19,57,213</b>	<b>8,23,396</b>



NOTES TO BALANCE SHEET as at 31-03-2018

NOTE - 4  
FIXED ASSETS

Sl. No.	Particulars	W.D.V as on 01-04-2017	Additions During the year	Total	Depreciation		W.D.V as 31-03-2018
					31-03-2018	31-03-2017	
1	Building at Bommanahalli	16,35,908	-	16,35,908	1,63,590	1,81,770	14,72,318
2	Building Ground To-VII Floor	3,47,25,102	-	3,47,25,102	34,72,510	38,58,350	3,12,52,592
3	Building Annexe	28,89,51,947	1,41,060	28,90,93,007	2,89,09,300	3,21,05,770	26,01,83,707
4	Furniture & Fixtures*	76,27,146	3,86,607	80,13,753	8,01,380	8,47,460	72,12,373
5	Furnitures & Fittings - Annex Block	1,39,85,687	-	1,39,85,687	13,98,570	15,53,960	1,25,87,117
6	A C Unit	2,39,694	-	2,39,694	35,950	42,300	2,03,744
7	A V Equipment	12,28,843	-	12,28,843	1,84,330	2,16,860	10,44,513
8	Borewell	8,505	-	8,505	1,280	1,500	7,225
9	Lab Equipment*	1,82,28,418	3,83,166	1,86,11,584	27,63,000	32,16,780	1,58,48,584
10	Library Books	53,41,718	1,769	53,43,487	8,01,520	9,42,660	45,41,967
11	Lifts	4,95,186	-	4,95,186	74,280	87,390	4,20,906
12	MOBILE - I PHONE	-	1,83,450	1,83,450	27,520	-	1,55,930
13	Office Equipment	21,49,851	53,602	22,03,453	3,26,500	3,19,880	18,76,953
14	Plant & Machinery	16,98,946	-	16,98,946	2,54,840	2,99,810	14,44,106
15	Pumpset & Motors	2,040	-	2,040	310	360	1,730
16	Water Treatment Plant	3,11,155	7,31,364	10,42,519	1,01,520	54,910	9,40,999
17	Telephone Instrument	34,127	4,484	38,611	5,460	6,020	33,151
18	UPS & BATTERY - ENGG	-	4,43,222	4,43,222	33,240	-	4,09,982
19	Solar Water Heater	5,63,215	-	5,63,215	84,480	99,390	4,78,735
20	A C Units - Annex Block	83,38,638	-	83,38,638	12,50,800	14,71,530	70,87,838
21	Lift - Annex Block	56,24,650	-	56,24,650	8,43,700	9,92,580	47,80,950
22	Computers	2,84,122	-	2,84,122	1,13,650	4,17,700	1,70,472
23	Software*	3,33,576	-	3,33,576	1,33,430	5,00,360	2,00,146
24	Computer Networking - Annex Block	67,371	-	67,371	40,420	1,01,050	26,951
25	Vehicle- KA-51/A-9405(WATER TANK)	1,14,994	-	1,14,994	17,250	20,290	97,744
	<b>GRAND TOTAL</b>	<b>39,19,90,839</b>	<b>23,28,724</b>	<b>39,43,19,563</b>	<b>4,18,38,830</b>	<b>4,73,38,680</b>	<b>35,24,80,733</b>

For Children's Education Society®

As per our report of even date  
for B.M. REDDY & Co., for S. VENKATESAN & Co.

PRESIDENT

SECRETARY

Place: Bangalore  
Date : 27-09-2018



B.M. REDDY  
Proprietor  
M. No. 21656  
Firm Reg No. 006643S

S VENKATESAN  
Partner  
M. No. 9676  
Firm Reg No. 008708S

CHILDREN'S EDUCATION SOCIETY®  
# 40, I PHASE, J P NAGAR, BANGALORE - 560 078

THE OXFORD COLLEGE OF ENGINEERING  
10th Milestone, Bommanahalli, Hosur Road, Bangalore - 560068

NOTES TO INCOME & EXPENDITURE as at 31-03-2018

NOTE - 5  
INVESTMENTS

PARTICULARS	31-03-2018	31-03-2017
V C C - 102003291000813 (Including Interest Accrued)	3,95,290	3,71,804
V C C - 102002411001088 (Including Interest Accrued)	2,48,851	2,32,970
V C C - 102002411001527 (Including Interest Accrued)	2,34,538	2,19,353
V C C - 102002411001088 (Including Interest Accrued)	77,30,896	-
FD - 140502051002988	-	1,50,00,000
F D - 140503291002349	10,58,500	10,00,000
<b>TOTAL</b>	<b>96,68,075</b>	<b>1,68,24,127</b>






**THE OXFORD COLLEGE OF ENGINEERING**  
10th Milestone, Bommanahalli, Hosur Road, Bangalore - 560068

NOTES TO BALANCE SHEET as at 31-03-2018

NOTE - 6  
CURRENT ASSETS, LOANS & ADVANCES

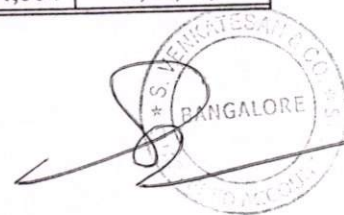
PARTICULARS	31-03-2018	31-03-2017
Fees Receivable	1,44,62,165	50,69,765
Advance Paid to University	19,73,089	7,15,000
BESCOM-Additional Security Deposits	13,66,030	13,66,030
Security Deposite in AICTE	12,00,000	12,00,000
Caution Deposit - Redy Filling Station -Diesel	1,00,000	1,00,000
General Advance	9,056	20,255
English Learning Fees Receivables - M/S Kings learning	-	(1,01,998)
<b><u>Advance paid to Suppliers :</u></b>		
M/s Allied Digital Service Pvt Ltd	15,39,688	15,39,688
M/s B S Pyromatic India (P) Ltd	9,00,000	9,00,000
M/s Vishwanath Associates	5,00,000	-
M/s Cadmax Solution Pvt Ltd	1,50,150	1,50,150
M/s Cranes Software Int	1,46,000	1,39,500
M/s NOVA Global Technosoft Pvt Ltd	1,12,000	-
M/s Ocean Air Solutions	1,10,500	-
M/s Aadhya Didactics Private Ltd	1,08,000	32,000
M/s Kone Elevators India Pvt Ltd	1,07,000	1,07,000
M/s Siemns Ltd.,	1,05,000	-
M/s Unimech Systems (Bangalore) Pvt Ltd	1,01,407	2,25,000
M/s C L Educate limited	1,00,000	1,00,000
M/s Ether Global Service Pvt Ltd	82,000	1,10,000
M/s Abdul Qayum	50,000	50,000
M/s HYNIVA	35,100	-
M/s Frax Electro System	25,000	25,000
M/s Genelon Institute of Life Science	(66,600)	-
M/s Venurt Technology Solution Pvt Ltd	(1,49,830)	1,07,100
M/s Q Spiders	(4,54,000)	-
<b>TOTAL</b>	<b>2,26,11,755</b>	<b>1,18,54,490</b>



NOTES TO BALANCE SHEET as at 31-03-2018

NOTE - 7  
CASH AND BANK BALANCES

Particulars	31-03-2018	31-03-2017
Cash	36,101	3,303
Vijaya Bank SB A/c No.5069	2,35,27,869	1,91,82,840
Vijaya Bank SB A/c No.570	1,35,59,983	7,30,496
Vijaya Bank SB A/c No.5061	31,74,031	36,50,830
Vijaya Bank SB A/c No.780	19,33,998	17,99,120
Vijaya Bank SB A/c No.5089 VTU	18,33,665	-
Vijaya Bank SB A/c No.15	16,09,920	1,05,20,750
Vijaya Bank SB A/c No.3837(Endowment Fund)	8,86,830	2,12,469
Vijaya Bank SB A/c No.4363	8,29,652	74,538
Vijaya Bank SB A/c No.5194	5,48,296	-
Vijaya Bank SB A/c No.3181	1,09,883	1,05,718
Vijaya Bank SB A/c No.2946	96,916	1,07,772
Vijaya Bank SB A/c No.8070	54,050	32,779
Vijaya Bank SB A/c No.2534	14,947	40,828
Vijaya Bank SB A/c No.3344	10,989	10,636
Vijaya Bank SB A/c No.3276	4,171	92,380
Vijaya Bank SB A/c No.2535	1,920	1,847
Vijaya Bank SB A/c No.5319	783	-
Vijaya Bank SB A/c No.3231	-	22,748
Amount wrongly credited by Bank	-	(3,300)
<b>TOTAL</b>	<b>4,82,34,004</b>	<b>3,65,85,753</b>





**CHILDREN'S EDUCATION SOCIETY(Regd.)**

# 40, I Phase, J P Nagar, Bangalore - 560 078

**THE OXFORD COLLEGE OF ENGINEERING**

10th Milestone, Bommanahalli, Hosur Road, Bangalore - 560068

NOTES TO INCOME & EXPENDITURE as at 31-03-2018

**NOTE - 8  
OTHER INCOME**

Particulars	31-03-2018	31-03-2017
Project Grants Received	23,38,107	1,38,080
SB Interest	15,06,969	9,89,647
Miscellaneous Income	9,08,810	21,22,230
Pre Placment Training Fee	7,29,000	1,79,87,000
Kings learning classes rent	7,08,330	9,99,996
Interest on Deposits	6,47,678	11,59,861
Fine Collected	28,557	2,64,368
Recovery of Power Charges	10,607	-
Internet Access Collections	-	16,77,000
Smart Card fees	-	8,25,400
Application & Prospectus Fees	-	4,79,250
Miscellaneous Income - EDCIL Students	-	2,32,900
<b>TOTAL</b>	<b>68,78,058</b>	<b>2,68,75,732</b>

**NOTE - 9  
UNIVERSITY FEES**

Particulars	31-03-2018	31-03-2017
Eligibility fees	23,52,800	2,53,500
Registration & Renewal fees	8,57,500	7,18,870
Affiliation fees	8,25,047	-
Consortium Annual Membership Fees	8,11,950	16,20,500
Processing fees	3,75,000	2,75,000
University Development Fund fees	3,17,000	1,04,600
Sports Development fees	92,950	18,83,600
Inspection fees	70,200	1,02,500
Teachers Development fees	42,150	1,39,925
Cultural Activities fees	31,700	25,200
Indian Red Cross Society	30,015	85,335
Renewal of Membership fee	6,900	-
Women Cell Fee	3,865	-
Carrier Guidance & Service fees	380	10,080
E-Learning fees	-	19,13,000
University Registration fees	-	4,28,700
Sports fees	-	50,400
Students Development fees	-	26,925
Annual fees	-	15,000
Application fees	-	3,000
Extension of Affiliation fees	-	1,70,000
<b>TOTAL</b>	<b>58,17,458</b>	<b>78,26,135</b>

BANGALORE



CHILDREN'S EDUCATION SOCIETY(Regd.)  
# 40, I Phase, J P Nagar, Bangalore - 560 078

THE OXFORD COLLEGE OF ENGINEERING  
10th Milestone, Bommanahalli, Hosur Road, Bangalore - 560068

NOTES TO INCOME & EXPENDITURE as at 31-03-2018

NOTE - 10

ADMINISTRATION AND OTHER OPERATING EXPENSES

Particulars	31-03-2018	31-03-2017
Pre-Placment Training Expenses	47,61,536	18,24,624
Power charges RR No. 1126404S8HT60	26,94,097	25,29,031
Project Expenses	23,38,107	1,38,080
Diesel for Water Tanker	14,84,282	10,96,982
Advertisement Expenses	13,73,993	28,44,167
Repairs & Maintenance	13,70,568	14,52,515
Lab Maintenance & Consumables	12,88,767	3,18,605
Seminar/Workshop/Competition	7,69,363	2,80,062
Printing & Stationery	7,53,039	9,45,293
Diesel for Engg Buses	7,08,327	16,67,369
Sports Expenses	6,14,122	4,01,434
Office Maintenance	4,55,502	3,67,947
Pooja Expenses	4,43,034	4,41,161
Annual/Inaugural/Felicitation	4,22,955	6,61,529
Telephone Expenses	3,80,354	9,78,747
Annual Maintenance Charges	3,38,668	5,45,068
Travelling & Conveyance	2,12,733	1,60,118
KRLMP Expenses	2,00,000	-
House Keeping Expenses	1,80,147	16,66,694
Inspection Expenses	1,51,500	-
Staff Welfare Expenses	1,38,570	1,68,490
Audit fees	1,21,000	1,15,000
Annual Membership Fees	1,00,000	-
Student & Staff Group Accident Insurance Premium	99,383	-
Student Welfare Expenses	98,900	90,000
Building Insurance Premium	90,860	1,68,751
Guest Lecture Expenses	77,700	92,564
Bank Charges	71,675	1,04,486
Legal & Consultancy Charges	53,810	5,550
News Paper & Periodicals	33,280	34,038
Postage & Telegram	31,095	32,310
Membership & Subscription fees	2,875	1,00,000
Professional Tax Renewal fees & Expenses	2,500	17,205
Security Charges	-	17,64,034
Generator Maintenance	-	1,53,814
Spot Admission Expenses	-	1,22,500
Inspection Expenses	-	87,588
Building Rent -Bhavesh P Shah	-	82,090
Interest on TDS & Other charges	-	32,034
<b>TOTAL</b>	<b>2,18,62,742</b>	<b>2,14,89,879</b>





**CHILDREN'S EDUCATION SOCIETY(Regd.)**

# 40, 1 Phase, J P Nagar, Bangalore - 560 078

**THE OXFORD COLLEGE OF ENGINEERING**

10th Milestone, Bommanahalli, Hosur Road, Bangalore - 560068

NOTES TO INCOME & EXPENDITURE as at 31-03-2018

**NOTE - 11**

**EMPLOYEE BENEFIT EXPENSES**

Particulars	31-03-2018	31-03-2017
Salary	8,78,60,134	8,65,53,602
Employer's contribution to EPF	32,60,884	31,09,296
Employer's contribution to ESI	13,19,208	5,89,542
Remuneration to President	6,00,000	6,00,000
<b>TOTAL</b>	<b>9,30,40,226</b>	<b>9,08,52,440</b>

**NOTE - 12**

**FINANCIAL EXPENSES**

Particulars	31-03-2018	31-03-2017
Interest on LTD - 141007311000191	-	6,45,757
<b>TOTAL</b>	<b>-</b>	<b>6,45,757</b>





CHILDREN'S EDUCATION SOCIETY®  
# 40, I PHASE, J P NAGAR, BANGALORE - 560 078

THE OXFORD COLLEGE OF ENGINEERING  
10th Milestone, Bommanahalli, Hosur Road, Bangalore - 560068

BALANCE SHEET as at 31/03/2019

SOURCES OF FUNDS	Note	31/03/2019 Rs.	31/03/2018 Rs.
Capital Account	2	41,69,73,473	39,04,74,631
Current Liabilities & Provisions	3	4,24,11,018	4,25,19,936
<b>TOTAL</b>		<b>45,93,84,492</b>	<b>43,29,94,566</b>

APPLICATION OF FUNDS	Note	31/03/2019 Rs.	31/03/2018 Rs.
Fixed Assets	4	31,77,30,865	35,24,80,733
Investments	5	5,38,32,319	96,68,075
Current Assets, Loans & Advances	6	2,98,54,071	2,26,11,755
Cash & Bank Balance	7	5,79,67,237	4,82,34,004
<b>TOTAL</b>		<b>45,93,84,492</b>	<b>43,29,94,566</b>

Significant Accounting Policies

1

For Children's Education Society®

As per our report of even date  
for S. VENKATESAN & Co.,

S.N.V.L. Narasimha Raju  
PRESIDENT

A. Thais  
SECRETARY

Place : Bangalore  
Date : 20/10/2019



S. VENKATESAN & Co.,  
BANGALORE  
CHARTERED ACCOUNTANTS

S VENKATESAN  
Partner

M.No. 9676

Firm Reg No.008708S

UDIN ! 19009676AAAA CI3301  
24.10.2019



**CHILDREN'S EDUCATION SOCIETY(Regd.)**

# 40, I Phase, J P Nagar, Bangalore - 560 078

**THE OXFORD COLLEGE OF ENGINEERING**

10th Milestone, Bommanahalli, Hosur Road, Bangalore - 560068

**INCOME & EXPENDITURE ACCOUNT FOR THE YEAR ENDED 31/03/2019**

INCOME	Note	31/03/2019 Rs.	31/03/2018 Rs.
Fees Collections		22,05,00,462	23,85,59,910
Other Incomes	8	1,14,08,039	68,78,058
<b>TOTAL</b>	<b>( I )</b>	<b>23,19,08,501</b>	<b>24,54,37,968</b>

EXPENDITURE	Note	31/03/2019 Rs.	31/03/2018 Rs.
University Fees	9	96,51,774	58,17,458
Administration and Other Operating Expenses	10	2,04,68,185	2,18,62,742
Employee Benefit Expenses	11	7,81,68,235	9,30,40,226
Depreciation & Amortization Expenses	4	3,80,64,500	4,18,38,830
<b>TOTAL</b>	<b>( II )</b>	<b>14,63,52,694</b>	<b>16,25,59,255</b>

Excess/(Deficit) of Income over Expenditure

Trf to Capital Account (I-II)

8,55,55,8078,28,78,712

For Children's Education Society®

As per our report of even date  
for S. VENKATESAN & Co.,  
S VENKATESAN  
Partner

M.No. 9676

Firm Reg No.008708S

24.10.2019

S.N.V.L. Narasimha Raju  
PRESIDENT /A. Thas  
SECRETARY

Place : Bangalore

Date : 20/10/2019





**CHILDREN'S EDUCATION SOCIETY®**  
# 40, I PHASE, J P NAGAR, BANGALORE - 560 078

**The Oxford College of Engineering**  
10<sup>th</sup> Milestone, Bommanahalli, Hosur Road, Bangalore - 560 068

**Note – 1**

**Significant Accounting Policies**

1. Accounts are prepared on historical cost convention and under accrual basis of accounting unless otherwise stated.
2. Fixed Assets are stated at cost of acquisition inclusive of duties, taxes incidental and direct expenses related to acquisition.
3. Depreciation is provided as per the rates provided in The Income Tax Act, 1961.
4. Investments are carried at cost. Interest on Investments is recognized on accrual basis.
5. Fees received from students for the Academic year commencing during the year is recognized as income for the year itself. The "Fee Collection" amount represent the amount of fees collected, net of fee concession and waivers.
6. A sum of Rs 1,18,000/- represents provision towards audit fees.
7. Previous year figures have been regrouped/reclassified wherever necessary.

For Children's Education Society®

As per our report of even date  
for S.VENKATESAN & Co.,

*S.N.V.L. Naragimha Raju*  
PRESIDENT

*A. Tha. S*  
SECRETARY

Place : Bangalore  
Date : 20-10-2019



*S. VENKATESAN*  
Partner

Membership.No.9676  
Firm Reg. No.008708S

24-10-2019





**THE OXFORD COLLEGE OF ENGINEERING**  
10th Milestone, Bommanahalli, Hosur Road, Bangalore - 560068

NOTES TO BALANCE SHEET as at 31/03/2019

NOTE - 2  
CAPITAL ACCOUNT

PARTICULARS		31/03/2019 (Dr.) / Cr	31/03/2018 (Dr.) / Cr
By Balance B/d		39,04,74,631	42,65,45,343
To Excess/(Deficit) of Income over Expenditure - As per I/E A/c for the year		8,55,55,807	8,28,78,712
To Net Credit/(Debit) to Management		(5,90,56,964)	(11,89,49,424)
<b>TOTAL - Balance C/d</b>		<b>41,69,73,473</b>	<b>39,04,74,631</b>

NOTE - 3  
CURRENT LIABILITIES AND PROVISIONS

PARTICULARS	Note	31/03/2019	31/03/2018
<b>Advance Tuition fees</b>			
Advance Tuition fees - BE 2008-09 batch		1,30,090	1,30,090
Advance Tuition fees - BE 2011-12 batch		2,60,180	2,60,180
Advance Tuition fees - BE 2014-15 batch		61,500	1,00,000
Advance Tuition fees - BE 2015-16 batch		2,35,230	2,35,230
Advance Tuition fees - BE 2016-17 batch		14,000	14,000
Advance Tuition fees - BE 2017-18 batch		5,94,500	7,02,910
Advance Tuition fees - BE 2018-19 batch		89,091	-
Advance Tuition fees - BE 2019-20 batch		4,07,590	-
Scholarship Payable		2,53,00,756	2,72,02,926
Sundry Creditors for supplies	3.1	20,74,369	19,57,213
Amount refundable to Students		14,43,204	10,96,889
Examination Fees		25,81,513	-
Remuneration		14,65,209	9,56,269
Endowment Fund Account		5,92,600	5,92,600
Library Caution Deposit		73,200	77,200
<b>Balance c/d</b>		<b>3,53,23,031</b>	<b>3,33,25,507</b>





**THE OXFORD COLLEGE OF ENGINEERING**  
10th Milestone, Bommanahalli, Hosur Road, Bangalore - 560068

NOTES TO BALANCE SHEET as at 31/03/2019

NOTE - 3


CURRENT LIABILITIES AND PROVISIONS

PARTICULARS	31/03/2019	31/03/2018
<b>Balance b/d</b>	<b>3,53,23,031</b>	<b>3,33,25,507</b>
Employer's PF Payable	2,19,194	2,61,137
Employee's PF Payable	2,19,194	2,61,137
Employers State Insurance	1,00,760	1,08,441
T D S on Salary	94,872	1,37,276
Employees State Insurance	37,203	40,042
Professional Tax Payable	31,200	39,600
<b><u>Provisions for Expenses</u></b>		
Salary Payable	54,23,889	66,70,022
Provision for Project Expenses	6,61,983	12,40,567
Power Charges Payable	1,81,692	3,18,207
Audit fees Payable	1,18,000	1,18,000
<b>TOTAL</b>	<b>4,24,11,018</b>	<b>4,25,19,936</b>

NOTE - 5

INVESTMENTS

PARTICULARS	31/03/2019	31/03/2018
V C C - 102003291000813 (Including Interest Accrued)	4,19,638	3,95,290
V C C - 102002411001088 (Including Interest Accrued)	2,63,730	2,48,851
V C C - 102002411001527 (Including Interest Accrued)	2,50,160	2,34,538
V C C - 141003291002829 (Including Interest Accrued)	-	77,30,896
V C C - 18103311000168 (Including Interest Accrued)	5,17,74,315	-
F D - 140503291002349	11,24,476	10,58,500
<b>TOTAL</b>	<b>5,38,32,319</b>	<b>96,68,075</b>





THE OXFORD COLLEGE OF ENGINEERING  
10th Milestone, Bommanahalli, Hosur Road, Bangalore - 560068

NOTES TO INCOME & EXPENDITURE as at 31/03/2019

NOTE - 3.1  
SUNDRY CREDITORS

PARTICULARS	31/03/2019	31/03/2018
M/s Cuboid	5,83,000	5,83,000
M/s Compu Solutions	5,34,132	-
M/s City Service Station	2,79,609	-
M/s Q Spiders	2,08,000	-
M/s ABB India Ltd.,	91,562	91,562
M/s Dexter Water Tech	75,234	4,07,248
M/s Indian Aluminium Works	72,281	72,281
M/s Nita Microtek	50,000	-
M/s Telex Air Telecom Pvt Ltd.	46,217	-
M/s Pawan Electricals & Hardware	39,025	-
M/s Manjunatha Prints Xeroks	22,139	-
M/s US Xpert Solution	21,698	-
M/s Charan Technologies	16,600	-
M/s Novatuer Electrical & Digital System	14,000	4,43,222
M/s SKF Elixer India Pvt Ltd.	12,250	-
M/s Hindusthan Analytical & Testing Laboratory	4,012	-
M/s Gajamukaha Solutions	2,360	12,390
M/s Metro Technologies	2,250	-
M/s Cadmaxx Solution Pvt Ltd	-	1,50,150
M/s Aadhya Didactics Pvt Ltd	-	32,000
M/s Sitech Electronics	-	1,50,000
M/s ACS India		15,360
<b>TOTAL</b>	<b>20,74,369</b>	<b>19,57,213</b>





NOTES TO BALANCE SHEET as at 31/03/2019

NOTE - 4

FIXED ASSETS


SL No.	Particulars	W.D.V as on 01/04/2018	Additions During the year	Total	Depreciation		W.D.V as 31/03/2019
					31/03/2019	31/03/2018	
1	Building at Bommanahalli	14,72,318	-	14,72,318	1,47,230	1,63,590	13,25,088
2	Building Ground To VII Floor	3,12,52,592	-	3,12,52,592	31,25,260	34,72,510	2,81,27,332
3	Building Annexe	26,01,83,707	-	26,01,83,707	2,60,18,370	2,89,09,300	23,41,65,337
4	Furniture & Fixtures	72,12,373	-	72,12,373	7,21,240	8,01,380	64,91,133
5	Furnitures & Fittings - Annex Block	1,25,87,117	-	1,25,87,117	12,58,710	13,98,570	1,13,28,407
6	A C Unit	2,03,744	-	2,03,744	30,560	35,950	1,73,184
7	A V Equipment	10,44,513	-	10,44,513	1,56,680	1,84,330	8,87,833
8	Borewell	7,225	-	7,225	1,080	1,280	6,145
9	Lab Equipment	1,58,48,584	6,95,220	1,65,43,804	24,77,560	27,63,000	1,40,66,244
10	Library Books	45,41,967	2,43,026	47,84,993	6,99,530	8,01,520	40,85,463
11	Lifts	4,20,906	5,64,120	9,85,026	1,47,750	74,280	8,37,276
12	MOBILE - I PHONE	1,55,930	-	1,55,930	23,390	27,520	1,32,540
13	Office Equipment	18,76,953	2,86,300	21,63,253	3,03,010	3,26,500	18,60,243
14	Plant & Machinery	14,44,106	-	14,44,106	2,16,620	2,54,840	12,27,486
15	Pumpset & Motors	1,730	-	1,730	260	310	1,470
16	Water Treatment Plant	9,40,999	-	9,40,999	1,41,150	1,01,520	7,99,849
17	Telephone Instrument	33,151	-	33,151	4,970	5,460	28,181
18	UPS & Battery	4,09,982	4,47,840	8,57,822	1,28,670	33,240	7,29,152
19	Solar Water Heater	4,78,735	-	4,78,735	71,810	84,480	4,06,925
20	A C Units - Annex Block	70,87,838	-	70,87,838	10,63,180	12,50,800	60,24,658
21	Lift - Annex Block	47,80,950	-	47,80,950	7,17,140	8,43,700	40,63,810
22	Computers	1,70,472	-	1,70,472	68,190	1,13,650	1,02,282
23	Software	2,00,146	10,78,126	12,78,272	5,11,310	1,33,430	7,66,962
24	Computer Networking - Annex Block	26,951	-	26,951	16,170	40,420	10,781
25	Vehicle- KA-51/A-9405(Water Tank)	97,744	-	97,744	14,660	17,250	83,084
	<b>GRAND TOTAL</b>	<b>35,24,80,733</b>	<b>33,14,632</b>	<b>35,57,95,365</b>	<b>3,80,64,500</b>	<b>4,18,38,830</b>	<b>31,77,30,865</b>

For Children's Education Society ®

As per our report of even date  
for S. VENKATESAN & Co.,

S.N.V.L. Narasimha Raju  
PRESIDENT

Ar. Th. S.  
SECRETARY



Place: Bangalore  
Date : 20/10/2019

S VENKATESAN  
Partner  
M.No. 9676  
Firm Reg No.008708S

24.10.2019



**THE OXFORD COLLEGE OF ENGINEERING**  
10th Milestone, Bommanahalli, Hosur Road, Bangalore - 560068

NOTES TO BALANCE SHEET as at 31/03/2019

NOTE - 6

CURRENT ASSETS, LOANS & ADVANCES

PARTICULARS	31/03/2019	31/03/2018
Fees Receivable	2,24,11,028	1,44,62,165
Advance Paid to University	10,18,000	19,73,089
BESCOM-Additional Security Deposits	13,66,030	13,66,030
Security Deposite in AICTE	12,00,000	12,00,000
General Advance	30,418	9,056
Caution Deposit - Redy Filling Station -Diesel	1,00,000	1,00,000
<b><u>Advance paid to Suppliers :</u></b>		
M/s Allied Digital Service Pvt Ltd	15,39,688	15,39,688
M/s B S Pyromatic India (P) Ltd	9,00,000	9,00,000
M/s Vishwanath Associates	5,00,000	5,00,000
M/s Seventh Sense People Development Solutions Pvt Ltd.	2,95,000	-
M/s Ocean Air Solutions	1,10,500	1,10,500
M/s Kone Elevators India Pvt Ltd	1,07,000	1,07,000
M/s Unimech Systems (Bangalore) Pvt Ltd	1,01,407	1,01,407
M/s C L Educate limited	1,00,000	1,00,000
M/s Abdul Qayum	50,000	50,000
M/s Frax Electro System	25,000	25,000
M/s Cadmax Solution Pvt Ltd	-	1,50,150
M/s Aadhya Didactics Private Ltd	-	1,08,000
M/s Cranes Software Int	-	1,46,000
M/s NOVA Global Technosoft Pvt Ltd	-	1,12,000
M/s Siemns Ltd.,	-	1,05,000
M/s Ether Global Service Pvt Ltd	-	82,000
M/s HYNIVA	-	35,100
M/s Genelon Institute of Life Science	-	(66,600)
M/s Venurt Technology Solution Pvt Ltd	-	(1,49,830)
M/s Q Spiders	-	(4,54,000)
<b>TOTAL</b>	<b>2,98,54,071</b>	<b>2,26,11,755</b>





**THE OXFORD COLLEGE OF ENGINEERING**  
10th Milestone, Bommanahalli, Hosur Road, Bangalore - 560068

NOTES TO BALANCE SHEET as at 31/03/2019

NOTE - 7  
CASH AND BANK BALANCES

Particulars	31/03/2019	31/03/2018
Cash	25,122	36,101
Vijaya Bank SB A/c No.5069	2,28,67,397	2,35,27,869
Vijaya Bank SB A/c No.5061	83,44,065	31,74,031
Vijaya Bank SB A/c No.570	62,55,817	1,35,59,983
Vijaya Bank SB A/c No.222	56,39,553	-
Vijaya Bank SB A/c No.5089 VTU	49,18,841	18,33,665
Vijaya Bank SB A/c No.8070	29,74,174	54,050
Vijaya Bank SB A/c No.15	27,50,564	16,09,920
Vijaya Bank SB A/c No.780	21,08,798	19,33,998
Vijaya Bank SB A/c No.3837(Endowment Fund)	9,77,949	8,86,830
Vijaya Bank SB A/c No.4363	8,40,896	8,29,652
Vijaya Bank SB A/c No.3181	1,13,779	1,09,883
Vijaya Bank SB A/c No.2946	84,649	96,916
Vijaya Bank SB A/c No.5319	32,622	783
Vijaya Bank SB A/c No.2534	15,342	14,947
Vijaya Bank SB A/c No.3344	11,380	10,989
Vijaya Bank SB A/c No.3276	4,319	4,171
Vijaya Bank SB A/c No.2535	1,971	1,920
Vijaya Bank SB A/c No.5194	-	5,48,296
<b>TOTAL</b>	<b>5,79,67,237</b>	<b>4,82,34,004</b>





**THE OXFORD COLLEGE OF ENGINEERING**  
10th Milestone, Bommanahalli, Hosur Road, Bangalore - 560068

NOTES TO INCOME & EXPENDITURE as at 31/03/2019

NOTE - 8  
OTHER INCOME

Particulars	31/03/2019	31/03/2018
Alumni Fees	52,99,827	-
SB Interest	24,91,675	15,06,969
Interest on Deposits	21,82,851	6,47,678
Miscellaneous Income	9,55,897	9,08,810
Soft Skill Fine Fee	1,50,000	-
Pre Placment Training Fine	1,26,000	7,29,000
Project Grants Received	1,08,722	23,38,107
Smart Card fees	38,900	-
Recovery of Power Charges	22,266	10,607
Internet Lab Collection	20,000	-
Fine Collected	11,900	28,557
Kings learning classes rent	-	7,08,330
<b>TOTAL</b>	<b>1,14,08,039</b>	<b>68,78,058</b>

NOTE - 9  
UNIVERSITY FEES

Particulars	31/03/2019	31/03/2018
Eligibility fees	40,41,900	23,52,800
Registration & Renewal fees	19,25,400	8,57,500
Affiliation fees	17,98,089	8,25,047
Processing fees	16,35,000	3,75,000
Teachers Development fees	1,51,385	42,150
Consortium Annual Membership Fees	1,00,000	8,11,950
University Development Fund fees	-	3,17,000
Sports Development fees	-	92,950
Inspection fees	-	70,200
Cultural Activities fees	-	31,700
Indian Red Cross Society	-	30,015
Renewal od Membership fee	-	6,900
Women Cell Fee	-	3,865
Carrier Guidance & Service fees	-	380
<b>TOTAL</b>	<b>96,51,774</b>	<b>58,17,458</b>





**CHILDREN'S EDUCATION SOCIETY(Regd.)**

# 40, I Phase, J P Nagar, Bangalore - 560 078

**THE OXFORD COLLEGE OF ENGINEERING**

10th Milestone, Bommanahalli, Hosur Road, Bangalore - 560068

**NOTES TO INCOME & EXPENDITURE as at 31/03/2019****NOTE - 10****ADMINISTRATION AND OTHER OPERATING EXPENSES**

<b>Particulars</b>	<b>31/03/2019</b>	<b>31/03/2018</b>
Accreditation Fees	24,78,000	-
Power charges RR No. 1126404S8HT60	22,42,997	26,94,097
Diesel for Water Tanker	20,60,545	14,84,282
Seminar/Workshop/Competition	19,64,145	7,69,363
Pre-Placment Traing Expenses	17,70,750	47,61,536
Printing & Stationery	16,24,872	7,53,039
Repairs & Maintenance	12,23,503	13,70,568
Office Maintenance	11,63,207	4,55,502
Telephone Expenses	10,23,018	3,80,354
Advertisement Expenses	7,88,442	13,73,993
Annual/Inaugural/Felicitation	5,80,293	4,22,955
Soft Skill Training	5,00,000	-
Sports Expenses	4,71,951	6,14,122
Pooja Expenses	4,69,368	4,43,034
Diesel for Engg Buses	4,47,807	7,08,327
Travelling & Conveyance	3,97,434	2,12,733
Inspection Expenses	3,34,784	1,51,500
Lab Maintenance & Consumables	2,94,531	12,88,767
Audit fees	1,18,000	1,21,000
Staff Welfare Expenses	86,888	1,38,570
student & Staff Group Accident Insurance Premium	82,836	99,383
Guest Lecture Expenses	66,500	77,700
Bank Charges	64,275	71,675
News Paper & Periodicals	53,205	33,280
Building Insurance Premium	50,026	90,860
Vehicle Maintenance	41,617	-
Postage & Telegram	31,218	31,095
Project Expenses	16,273	23,38,107
Examination Expenses	10,000	-
Legal & Consultancy Charges	5,000	53,810
Membership & Subscription fees	4,200	2,875
Professional Tax Renewal fees & Expenses	2,500	2,500
Annual Maintenance Charges	-	3,38,668
KRLMP Expenses	-	2,00,000
House Keeping Expenses	-	1,80,147
Annuak Membership Fees	-	1,00,000
Student Welfare Expenses	-	98,900
Sports Expenses	-	-
<b>TOTAL</b>	<b>2,04,68,185</b>	<b>2,18,62,742</b>





**CHILDREN'S EDUCATION SOCIETY(Regd.)**

# 40, I Phase, J P Nagar, Bangalore - 560 078

**THE OXFORD COLLEGE OF ENGINEERING**

10th Milestone, Bommanahalli, Hosur Road, Bangalore - 560068

**NOTES TO INCOME & EXPENDITURE as at 31/03/2019**

**NOTE - 11**

**EMPLOYEE BENEFIT EXPENSES**

<b>Particulars</b>	<b>31/03/2019</b>	<b>31/03/2018</b>
Salary	7,35,89,823	8,78,60,134
Employer's contribution to EPF	28,15,019	32,60,884
Employer's contribution to ESI	11,63,393	13,19,208
Remuneration to President	6,00,000	6,00,000
<b>TOTAL</b>	<b>7,81,68,235</b>	<b>9,30,40,226</b>





**CHILDREN'S EDUCATION SOCIETY®**  
# 40, I PHASE, J P NAGAR, BANGALORE - 560 078

**THE OXFORD COLLEGE OF ENGINEERING**  
10th Milestone, Bommanahalli, Hosur Road, Bangalore - 560068

**BALANCE SHEET as at 31/03/2020**

SOURCES OF FUNDS	Note	31/03/2020 Rs.	31/03/2019 Rs.
Capital Account	2	43,22,06,760	41,69,73,473
Current Liabilities & Provisions	3	4,20,19,770	4,24,11,018
<b>TOTAL</b>		<b>47,42,26,531</b>	<b>45,93,84,492</b>

APPLICATION OF FUNDS	Note	31/03/2020 Rs.	31/03/2019 Rs.
Fixed Assets	4	28,79,19,716	31,77,30,865
Investments	5	7,73,14,095	5,38,32,319
Current Assets, Loans & Advances	6	4,09,09,012	2,98,54,071
Cash & Bank Balance	7	6,80,83,708	5,79,67,237
<b>TOTAL</b>		<b>47,42,26,531</b>	<b>45,93,84,492</b>

Significant Accounting Policies

1

For Children's Education Society®

*S.N.V.L. Narasimha Raju*  
PRESIDENT /

*A. Tha. S*  
SECRETARY

Place : Bangalore  
Date : 29/10/2020  
10 NOV 2020



As per our report of even date  
for S. VENKATESAN & Co.,

*V. Venkatanarasimhan*  
V. VENKATANARASIMHAN

Partner

M.No. 212985

Firm Reg No.008708S

UDIN: 20212985 AAAABY2294



**CHILDREN'S EDUCATION SOCIETY(Regd.)**

# 40, I Phase, J P Nagar, Bangalore - 560 078

**THE OXFORD COLLEGE OF ENGINEERING**

10th Milestone, Bommanahalli, Hosur Road, Bangalore - 560068

**INCOME & EXPENDITURE ACCOUNT FOR THE YEAR ENDED 31/03/2020**

INCOME	Note	31/03/2020 Rs.	31/03/2019 Rs.
Fees Collections		21,21,28,113	22,05,00,462
Other Incomes	8	1,04,40,629	1,14,08,039
<b>TOTAL</b>	<b>( I )</b>	<b>22,25,68,742</b>	<b>23,19,08,501</b>

EXPENDITURE	Note	31/03/2020 Rs.	31/03/2019 Rs.
University Fees	9	90,70,834	96,51,774
Administration and Other Operating Expenses	10	1,91,34,348	2,04,68,185
Employee Benefit Expenses	11	7,70,64,989	7,81,68,235
Depreciation & Amortization Expenses	4	3,41,60,826	3,80,64,500
<b>TOTAL</b>	<b>( II )</b>	<b>13,94,30,997</b>	<b>14,63,52,694</b>

Excess/(Deficit) of Income over Expenditure

Trf to Capital Account (I-II)

8,31,37,745

8,55,55,807

For Children's Education Society®

As per our report of even date  
for S. VENKATESAN & Co.,S.N.V.L. Narasimha Raja  
PRESIDENT /Ar. Tha. S  
SECRETARYV. Venkatarasimhan  
V. VENKATANARASIMHAN  
Partner

M.No. 212985

Firm Reg No.008708S

Place : Bangalore

Date : 29/10/2020

10 NOV 2020



10 NOV 2020



**CHILDREN'S EDUCATION SOCIETY®**  
# 40, I PHASE, J P NAGAR, BANGALORE - 560 078

**The Oxford College of Engineering**  
10<sup>th</sup> Milestone, Bommanahalli, Hosur Road, Bangalore - 560 068

**Note – 1**

**Significant accounting policies for the year ended 31/03/2020**

1. Accounts are prepared on historical cost convention and under accrual basis of accounting unless otherwise stated.
2. Fixed Assets are stated at cost of acquisition inclusive of duties, taxes incidental and direct expenses related to acquisition.
3. Depreciation is provided as per the rates provided in The Income Tax Act, 1961.
4. Investments are carried at cost. Interest on Investments is recognized on accrual basis.
5. Fees received from students for the Academic year commencing during the year is recognized as income for the year itself. The "Fee Collection" amount represent the amount of fees collected, net of fee concession and waivers.
6. A sum of Rs 1,18,000/- represents provision towards audit fees.
7. Previous year figures have been regrouped/reclassified wherever necessary.

For Children's Education Society®

As per our report of even date  
for S.VENKATESAN & Co.,

*S.N.V.L. Narasimha Raju*  
PRESIDENT /

*Ar. Tha. S*  
SECRETARY

Place : Bangalore  
Date : 29/10/2020  
10 NOV 2020



*V. Venkatanarasimhan*  
V. VENKATANARASIMHAN  
Partner  
Membership.No.212985  
Firm Reg. No.008708S  
10 NOV 2020



**THE OXFORD COLLEGE OF ENGINEERING**  
10th Milestone, Bommanahalli, Hosur Road, Bangalore - 560068

NOTES TO BALANCE SHEET as at 31/03/2020

NOTE - 2  
CAPITAL ACCOUNT

PARTICULARS		31/03/2020 (Dr.) / Cr	31/03/2019 (Dr.) / Cr
By Balance B/d		41,69,73,473	39,04,74,631
To Excess/(Deficit) of Income over Expenditure - As per I/E A/c for the year		8,31,37,745	8,55,55,807
To Net Credit/(Debit) to Management		(6,79,04,458)	(5,90,56,964)
<b>TOTAL - Balance C/d</b>		<b>43,22,06,760</b>	<b>41,69,73,473</b>

NOTE - 3  
CURRENT LIABILITIES AND PROVISIONS

PARTICULARS	Note	31/03/2020	31/03/2019
<b>Advance Tuition fees</b>			
Advance Tuition fees - BE 2008-09 batch		1,30,090	1,30,090
Advance Tuition fees - BE 2011-12 batch		2,60,180	2,60,180
Advance Tuition fees - BE 2014-15 batch		61,500	61,500
Advance Tuition fees - BE 2015-16 batch		1,87,820	2,35,230
Advance Tuition fees - BE 2016-17 batch		14,000	14,000
Advance Tuition fees - BE 2017-18 batch		5,94,500	5,94,500
Advance Tuition fees - BE 2018-19 batch		14,091	89,091
Advance Tuition fees - BE 2019-20 batch		1,35,910	4,07,590
Advance Tuition fees - BE 2020-21 batch		11,85,830	-
Scholarship Payable		2,79,71,656	2,53,00,756
Sundry Creditors for supplies	3.1	30,14,987	20,74,369
Examination Fees		18,00,869	25,81,513
Amount refundable to Students		16,33,202	14,43,204
Remuneration		11,07,816	14,65,209
Endowment Fund Account		5,92,600	5,92,600
Library Caution Deposit		73,200	73,200
<b>Balance c/d</b>		<b>3,87,78,250</b>	<b>3,53,23,031</b>





**THE OXFORD COLLEGE OF ENGINEERING**  
10th Milestone, Bommanahalli, Hosur Road, Bangalore - 560068

NOTES TO INCOME & EXPENDITURE as at 31/03/2020

NOTE - 3.1  
SUNDRY CREDITORS

PARTICULARS	31/03/2020	31/03/2019
M/s Compu Solutions	12,94,268	5,34,132
M/s Cuboid	5,83,000	5,83,000
M/s Amplus Solar Power Pvt Ltd.	5,13,278	-
M/s Q Spiders	2,08,000	2,08,000
M/s Nita Microtek	1,00,000	50,000
M/s ABB India Ltd.,	91,562	91,562
M/s Dexter Water Tech	75,234	75,234
M/s Indian Aluminium Works	72,281	72,281
M/s Pawan Electricals & Hardware	51,114	39,025
M/s Novatuer Electrical & Digital System	14,000	14,000
M/s SKF Elixer India Pvt Ltd.	12,250	12,250
M/s City Service Station	-	2,79,609
M/s Telex Air Telecom Pvt Ltd.	-	46,217
M/s Manjunatha Prints Xeroks	-	22,139
M/s US Xpert Solution	-	21,698
M/s Charan Technologies	-	16,600
M/s Hindusthan Analytical & Testing Laboratory	-	4,012
M/s Gajamukaha Solutions	-	2,360
M/s Metro Technologies	-	2,250
<b>TOTAL</b>	<b>30,14,987</b>	<b>20,74,369</b>




**THE OXFORD COLLEGE OF ENGINEERING**  
10th Milestone, Bommanahalli, Hosur Road, Bangalore - 560068

NOTES TO BALANCE SHEET as at 31/03/2020

NOTE - 3

CURRENT LIABILITIES AND PROVISIONS

PARTICULARS	31/03/2020	31/03/2019
<b>Balance b/d</b>	<b>3,87,78,250</b>	<b>3,53,23,031</b>
<b><u>Statutory Payables :</u></b>		
Employer's PF Payable	2,15,554	2,19,194
Employee's PF Payable	2,15,554	2,19,194
T D S on Salary	1,33,561	94,872
Employer's ESI Payable	69,372	1,00,760
Professional Tax Payable	35,400	31,200
Employee's ESI Payable	16,226	37,203
<b><u>Provisions for Expenses :</u></b>		
Audit fees Payable	1,18,000	1,18,000
Power Charges Payable	93,446	1,81,692
Salary Payable	-	54,23,889
<b><u>Provisions for Project Expenses :</u></b>		
Project - KSTEPS - VGST Auto	10,02,000	-
Project - KSTEPS - VGST CS	5,02,000	-
Project - EST of Center for Computational	4,09,578	10,76,010
Project - SDP Auto Mobiles	2,88,333	-
Project - Modernization of Upstream	92,607	98,025
Project - Evaluation & Optimization of Radio	28,368	73,167
Project - Karnataka State Council for SCIE	14,000	14,000
Project - NRB Bio Remediation of Oil Spill	4,331	4,171
Project - World Class New Product Design	1,507	(3,49,217)
Project - Isolation	974	882
Project - National Innovation Foundation	709	-
Project - VGST GD 129 K First	-	(2,55,055)
<b>TOTAL</b>	<b>4,20,19,770</b>	<b>4,24,11,018</b>





**CHILDREN'S EDUCATION SOCIETY®**  
# 40, I PHASE, J P NAGAR, BANGALORE - 560 078

**THE OXFORD COLLEGE OF ENGINEERING**  
10th Milestone, Bommanahalli, Hosur Road, Bangalore - 560068

**NOTES TO BALANCE SHEET as at 31/03/2020**

**NOTE - 4**  
**FIXED ASSETS**

Sl. No.	Particulars	W.D.V as on 01/04/2019	Additions During the year	Total	Depreciation		W.D.V as 31/03/2020
					31/03/2020	31/03/2019	
1	Building at Bommanahalli	13,25,088	-	13,25,088	1,32,509	1,47,230	11,92,579
2	Building Ground To VII Floor	2,81,27,332	-	2,81,27,332	28,12,733	31,25,260	2,53,14,599
3	Building Annexe	23,41,65,337	-	23,41,65,337	2,34,16,534	2,60,18,370	21,07,48,803
4	Furniture & Fixtures	64,91,133	9,01,020	73,92,153	6,94,164	7,21,240	66,97,989
5	Furnitures & Fittings - Annex Block	1,13,28,407	3,42,508	1,16,70,915	11,67,092	12,58,710	1,05,03,823
6	A C Unit	1,73,184	-	1,73,184	25,978	30,560	1,47,206
7	A V Equipment	8,87,833	-	8,87,833	1,33,175	1,56,680	7,54,658
8	Borewell	6,145	-	6,145	922	1,080	5,223
9	Lab Equipment	1,40,66,244	7,47,760	1,48,14,004	21,70,408	24,77,560	1,26,43,596
10	Library Books	40,85,463	2,950	40,88,413	6,13,040	6,99,530	34,75,373
11	Lifts	8,37,276	-	8,37,276	1,25,591	1,47,750	7,11,685
12	MOBILE - I PHONE	1,32,540	9,033	1,41,573	20,558	23,390	1,21,015
13	Office Equipment	18,60,243	1,87,570	20,47,813	3,04,075	3,03,010	17,43,738
14	Plant & Machinery	12,27,486	-	12,27,486	1,84,123	2,16,620	10,43,363
15	Pumpset & Motors	1,470	-	1,470	221	260	1,249
16	Water Treatment Plant	7,99,849	-	7,99,849	1,19,977	1,41,150	6,79,872
17	Telephone Instrument	28,181	-	28,181	4,227	4,970	23,954
18	UPS & Battery	7,29,152	3,64,568	10,93,720	1,62,146	1,28,670	9,31,574
19	Solar Water Heater	4,06,925	-	4,06,925	61,039	71,810	3,45,886
20	A C Units - Annex Block	60,24,658	-	60,24,658	9,03,699	10,63,180	51,20,959
21	Lift - Annex Block	40,63,810	-	40,63,810	6,09,572	7,17,140	34,54,238
22	Computers	1,02,282	-	1,02,282	40,913	68,190	61,369
23	Software	7,66,962	-	7,66,962	3,06,785	5,11,310	4,60,177
24	Computer Networking - Annex Block	10,781	-	10,781	4,312	16,170	6,469
25	Vehicle- KA-51/A-9405(Water Tank)	83,084	-	83,084	12,463	14,660	70,621
26	CCTV Camera	-	17,94,268	17,94,268	1,34,570	-	16,59,698
	<b>GRAND TOTAL</b>	<b>31,77,30,865</b>	<b>43,49,677</b>	<b>32,20,80,542</b>	<b>3,41,60,826</b>	<b>3,80,64,500</b>	<b>28,79,19,716</b>

For Children's Education Society ®

PRESIDENT

SECRETARY

As per our report of even date  
for S. VENKATESAN & Co.,

V. VENKATANARASIMHAN

Partner

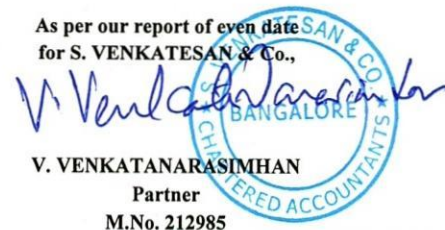
M.No. 212985

Firm Reg No.008708S 10 NOV 2020

Place : Bangalore

Date : 29/10/2020

10 NOV 2020



**THE OXFORD COLLEGE OF ENGINEERING**  
10th Milestone, Bommanahalli, Hosur Road, Bangalore - 560068

NOTES TO BALANCE SHEET as at 31/03/2020

NOTE - 5  
INVESTMENTS

PARTICULARS	31/03/2020	31/03/2019
Bank of Baroda FD.No.102003291000813 (Including Interest Accrued)	4,45,046	4,19,638
Bank of Baroda FD.No.102002411001088 (Including Interest Accrued)	2,79,499	2,63,730
Bank of Baroda FD.No.102002411001527 (Including Interest Accrued)	2,65,826	2,50,160
V C C - 181801644000007 (Including Interest Accrued)	2,05,38,157	-
V C C - 18103311000168 (Including Interest Accrued)	5,45,94,879	5,17,74,315
V C C - 140503291002349 (Including Interest Accrued)	11,90,688	11,24,476
<b>TOTAL</b>	<b>7,73,14,095</b>	<b>5,38,32,319</b>






**THE OXFORD COLLEGE OF ENGINEERING**  
10th Milestone, Bommanahalli, Hosur Road, Bangalore - 560068

NOTES TO BALANCE SHEET as at 31/03/2020

NOTE - 6  
CURRENT ASSETS, LOANS & ADVANCES

PARTICULARS	31/03/2020	31/03/2019
Fees Receivable	2,93,86,768	2,24,11,028
General Advance	42,108	30,418
<b><u>Advance Paid to University :</u></b>		
Advance Affiliation Fees	7,49,000	8,08,000
Advance Processing Fees	-	1,50,000
Advance research center approval Fees	-	60,000
<b><u>Caution Deposits :</u></b>		
BESCOM-Additional Security Deposits	13,66,030	13,66,030
Security Deposite in AICTE	12,00,000	12,00,000
Caution Deposit - Redy Filling Station -Diesel	1,00,000	1,00,000
<b><u>Advance paid to Suppliers :</u></b>		
M/s Cartel Info Systems Private Limited	29,10,000	-
M/s Allied Digital Service Pvt Ltd	15,39,688	15,39,688
M/s B S Pyromatic India (P) Ltd	9,00,000	9,00,000
M/s Reo Enterprises	6,51,000	-
M/s Vishwanath Associates	5,00,000	5,00,000
M/s K2 Learning Resources (India) Pvt Ltd.	4,50,076	-
M/s Seventh Sense People Development Solutions Pvt Ltd.	2,95,000	2,95,000
M/s Shade9	1,89,000	-
M/s Ocean Air Solutions	1,10,500	1,10,500
M/s Kone Elevators India Pvt Ltd	1,07,000	1,07,000
M/s Unimech Systems (Bangalore) Pvt Ltd	1,01,407	1,01,407
M/s C L Educate limited	1,00,000	1,00,000
M/s Fensterbau Lingel India Pvt Ltd.	91,435	-
M/s Abdul Qayum	50,000	50,000
M/s Sapthagiri Décor Products	45,000	-
M/s Frax Electro System	25,000	25,000
<b>TOTAL</b>	<b>4,09,09,012</b>	<b>2,98,54,071</b>



**THE OXFORD COLLEGE OF ENGINEERING**  
10th Milestone, Bommanahalli, Hosur Road, Bangalore - 560068.

NOTES TO BALANCE SHEET as at 31/03/2020

NOTE - 7  
CASH AND BANK BALANCES

Particulars	31/03/2020	31/03/2019
Cash	-	25,122
Vijaya Bank SB A/c No.5069	2,56,96,324	2,28,67,397
Vijaya Bank SB A/c No.5061	1,99,92,989	83,44,065
Vijaya Bank SB A/c No.222	63,39,367	56,39,553
Vijaya Bank SB A/c No.15	51,26,594	27,50,564
Vijaya Bank SB A/c No.5089 VTU	39,86,407	49,18,841
Vijaya Bank SB A/c No.780	22,70,988	21,08,798
Vijaya Bank SB A/c No.570	15,32,115	62,55,817
Vijaya Bank SB A/c No.3837(Endowment Fund)	10,74,256	9,77,949
Vijaya Bank SB A/c No.8070	1,47,562	29,74,174
Vijaya Bank SB A/c No.3181	1,17,048	1,13,779
Vijaya Bank SB A/c No.1882	19,061	-
<b><u>Project Bank Accounts :</u></b>		
Vijaya Bank SB A/c No.0215	10,02,000	-
Vijaya Bank SB A/c No.0214	5,02,000	-
Vijaya Bank SB A/c No.4363	1,74,464	8,40,896
Vijaya Bank SB A/c No.2946	39,850	84,649
Vijaya Bank SB A/c No.5319	34,129	32,622
Vijaya Bank SB A/c No.2534	16,051	15,342
Vijaya Bank SB A/c No.3344	5,962	11,380
Vijaya Bank SB A/c No.3276	4,479	4,319
Vijaya Bank SB A/c No.2535	2,063	1,971
<b>TOTAL</b>	<b>6,80,83,708</b>	<b>5,79,67,237</b>





**CHILDREN'S EDUCATION SOCIETY(Regd.)**

# 40, I Phase, J P Nagar, Bangalore - 560 078

**THE OXFORD COLLEGE OF ENGINEERING**

10th Milestone, Bommanahalli, Hosur Road, Bangalore - 560068

## NOTES TO INCOME &amp; EXPENDITURE as at 31/03/2020

NOTE - 8  
OTHER INCOME

Particulars	31/03/2020	31/03/2019
Interest on Deposits	39,27,495	21,82,851
SB Interest	25,18,297	24,91,675
Project Grants Received	18,19,424	1,08,722
Miscellaneous Income	9,00,355	9,55,897
Fine Collected	7,74,000	11,900
Alumni Fees	3,71,000	52,99,827
Soft Skill Fine Fee	89,500	1,50,000
Recovery of Power Charges	24,758	22,266
Smart Card fees	15,800	38,900
Internet Lab Collection	-	20,000
Pre Placment Training Fine	-	1,26,000
<b>TOTAL</b>	<b>1,04,40,629</b>	<b>1,14,08,039</b>

NOTE - 9  
UNIVERSITY FEES

Particulars	31/03/2020	31/03/2019
Eligibility fees	32,78,800	40,41,900
Registration & Renewal fees	28,86,850	19,25,400
Processing fees	19,37,184	16,35,000
Affiliation fees	8,08,000	17,98,089
Consortium Annual Membership Fees	1,00,000	1,00,000
Teachers Development fees	60,000	1,51,385
<b>TOTAL</b>	<b>90,70,834</b>	<b>96,51,774</b>



**CHILDREN'S EDUCATION SOCIETY(Regd.)**

# 40, I Phase, J P Nagar, Bangalore - 560 078

**THE OXFORD COLLEGE OF ENGINEERING**

10th Milestone, Bommanahalli, Hosur Road, Bangalore - 560068

**NOTES TO INCOME & EXPENDITURE as at 31/03/2020****NOTE - 10****ADMINISTRATION AND OTHER OPERATING EXPENSES**

<b>Particulars</b>	<b>31/03/2020</b>	<b>31/03/2019</b>
Project Expenses	24,23,696	16,273
Power charges RR No. 1126404S8HT60	16,35,668	22,42,997
Soft Skill Training Expenses for Students	13,36,040	5,00,000
Advertisement Expenses	12,21,487	7,88,442
Repairs & Maintenance	12,13,883	12,23,503
Pre-Placment Traing Expenses	11,85,944	17,70,750
Printing & Stationery	11,49,700	16,24,872
Electricity Charges - Solar	10,13,278	-
Lab Maintenance & Consumables	9,21,822	2,94,531
Diesel for Water Tanker	8,57,095	20,60,545
Annual/Inaugural/Felicitation	7,19,816	5,80,293
Seminar/Workshop/Competition	6,20,468	19,64,145
Sports Expenses	5,34,916	4,71,951
Accrediation Fees	4,99,187	24,78,000
Annual Maintenance Charges	4,94,102	-
Office Maintenance	4,85,897	11,63,207
Internet Charges	4,76,269	-
Pooja Expenses	3,96,700	4,69,368
Diesel for Engg Buses	2,24,896	4,47,807
Travelling & Conveyance	2,07,370	3,97,434
Inspection Expenses	2,01,495	3,34,784
Legal & Consultancy Charges	1,73,000	5,000
Building Insurance Premium	1,53,073	50,026
Bank Charges	1,47,097	64,275
Examination Expenses	1,29,350	10,000
Membership & Subscription fees	1,25,020	4,200
Audit fees	1,18,000	1,18,000
Staff Welfare Expenses	1,15,127	86,888
Guest Lecture Expenses	92,500	66,500
Student & Staff Group Accident Insurance Premium	69,970	82,836
Generator Maintainance	69,019	-
News Paper & Periodicals	45,588	53,205
Student Welfare Expenses	39,195	-
Postage & Telegram	23,627	31,218
Telephone Expenses	7,064	10,23,018
Vehicle Maintenance	4,490	41,617
Professional Tax Renewal fees & Expenses	2,500	2,500
<b>TOTAL</b>	<b>1,91,34,348</b>	<b>2,04,68,185</b>





**CHILDREN'S EDUCATION SOCIETY(Regd.)**

# 40, I Phase, J P Nagar, Bangalore - 560 078

**THE OXFORD COLLEGE OF ENGINEERING**

10th Milestone, Bommanahalli, Hosur Road, Bangalore - 560068

NOTES TO INCOME & EXPENDITURE as at 31/03/2020

**NOTE - 11**

**EMPLOYEE BENEFIT EXPENSES**

<b>Particulars</b>	<b>31/03/2020</b>	<b>31/03/2019</b>
Salary	7,30,04,327	7,35,89,823
Employer's contribution to EPF	25,37,296	28,15,019
Employer's contribution to ESI	9,23,366	11,63,393
Remuneration to President	6,00,000	6,00,000
<b>TOTAL</b>	<b>7,70,64,989</b>	<b>7,81,68,235</b>



THE OXFORD COLLEGE OF ENGINEERING  
10th Milestone, Bommanahalli, Hosur Road, Bangalore - 560068

BALANCE SHEET as at 31/03/2021

SOURCES OF FUNDS	Note	31/03/2021 Rs.	31/03/2020 Rs.
Capital Account	2	51,95,33,378	43,22,06,760
Current Liabilities & Provisions	3	2,93,25,417	4,20,19,770
<b>TOTAL</b>		<b>54,88,58,795</b>	<b>47,42,26,531</b>

APPLICATION OF FUNDS	Note	31/03/2021 Rs.	31/03/2020 Rs.
Fixed Assets	4	26,14,20,699	28,79,19,716
Investments	5	13,04,98,529	7,73,14,095
Current Assets, Loans & Advances	6	7,65,47,035	4,09,09,012
Cash & Bank Balance	7	8,03,92,532	6,80,83,708
<b>TOTAL</b>		<b>54,88,58,795</b>	<b>47,42,26,531</b>

Significant Accounting Policies

1

For Children's Education Society®

S.N.V.L. Narasimha Raju  
PRESIDENT /

A. Thar S  
SECRETARY

Place : Bangalore

Date : 07.02.2022



As per our report of even date  
for S. VENKATESAN & Co.,

V. Venkatarasimhan  
V. VENKATANARASIMHAN

Partner

M.No. 212985

Firm Reg No.008708S

UDIN: 22212985AAVHYM8849



**CHILDREN'S EDUCATION SOCIETY(Regd.)**

# 40, I Phase, J P Nagar, Bangalore - 560 078

**THE OXFORD COLLEGE OF ENGINEERING**

10th Milestone, Bommanahalli, Hosur Road, Bangalore - 560068

**INCOME & EXPENDITURE ACCOUNT FOR THE YEAR ENDED 31/03/2021**

INCOME	Note	31/03/2021 Rs.	31/03/2020 Rs.
Fees Collections		22,37,56,942	21,21,28,113
Other Incomes	8	1,45,33,309	1,04,40,629
<b>TOTAL</b>	<b>( I )</b>	<b>23,82,90,251</b>	<b>22,25,68,742</b>

EXPENDITURE	Note	31/03/2021 Rs.	31/03/2020 Rs.
University Fees	9	83,25,856	90,70,834
Administration and Other Operating Expenses	10	2,07,22,427	1,91,34,348
Employee Benefit Expenses	11	6,34,50,793	7,70,64,989
Depreciation & Amortization Expenses	4	3,32,94,357	3,41,60,826
<b>TOTAL</b>	<b>( II )</b>	<b>12,57,93,433</b>	<b>13,94,30,997</b>

Excess/(Deficit) of Income over Expenditure

Trf to Capital Account (I-II)

**11,24,96,819****8,31,37,745**


For Children's Education Society®

As per our report of even date  
for S. VENKATESAN & Co.,

S.N.V.L. Narasimha Raju Asst. Secy  
PRESIDENT / SECRETARY

Place : Bangalore  
Date : 07.02.2022

V. Venkatarasimhan  
V. VENKATANARASIMHAN  
Partner  
M.No. 212985  
Firm Reg No.008708S



**CHILDREN'S EDUCATION SOCIETY®**  
# 40, I PHASE, J P NAGAR, BANGALORE - 560 078

**The Oxford College of Engineering**  
10<sup>th</sup> Milestone, Bommanahalli, Hosur Road, Bangalore - 560 068

**Note – 1**

**Significant accounting policies for the year ended 31/03/2021**

1. Accounts are prepared on historical cost convention and under accrual basis of accounting unless otherwise stated.
2. Fixed Assets are stated at cost of acquisition inclusive of duties, taxes incidental and direct expenses related to acquisition.
3. Depreciation is provided as per the rates provided in The Income Tax Act, 1961.
4. Investments are carried at cost. Interest on Investments is recognized on accrual basis.
5. Fees received from students for the Academic year commencing during the year is recognized as income for the year itself. The "Fee Collection" amount represent the amount of fees collected, net of fee concession and waivers.
6. A sum of Rs 1,18,000/- represents provision towards audit fees.
7. Previous year figures have been regrouped/reclassified wherever necessary.

For Children's Education Society®

As per our report of even date  
for S.VENKATESAN & Co.,

*S.N.U.L. Nasagihha Raju* / *A. Thais*  
PRESIDENT / SECRETARY

Place : Bangalore  
Date : 07.02.2022



*V. Venkatanarasimhan*  
V. VENKATANARASIMHAN  
Partner  
Membership.No.212985  
Firm Reg. No.008708S





NOTES TO BALANCE SHEET as at 31/03/2021

NOTE - 2  
CAPITAL ACCOUNT

PARTICULARS		31/03/2021 (Dr.) / Cr	31/03/2020 (Dr.) / Cr
By Balance B/d		43,22,06,760	41,69,73,473
To Excess/(Deficit) of Income over Expenditure - As per I/E A/c for the year		11,24,96,819	8,31,37,745
To Net Credit/(Debit) to Management		(2,51,70,201)	(6,79,04,458)
<b>TOTAL - Balance C/d</b>		<b>51,95,33,378</b>	<b>43,22,06,760</b>

NOTE - 3  
CURRENT LIABILITIES AND PROVISIONS

PARTICULARS	Note	31/03/2021	31/03/2020
<b><u>Advance Tuition fees</u></b>			
Advance Tuition fees - BE 2008-09 batch		-	1,30,090
Advance Tuition fees - BE 2011-12 batch		-	2,60,180
Advance Tuition fees - BE 2014-15 batch		23,000	61,500
Advance Tuition fees - BE 2015-16 batch		47,410	1,87,820
Advance Tuition fees - BE 2016-17 batch		-	14,000
Advance Tuition fees - BE 2017-18 batch		4,91,000	5,94,500
Advance Tuition fees - BE 2018-19 batch		39,090	14,091
Advance Tuition fees - BE 2019-20 batch		1,00,000	1,35,910
Advance Tuition fees - BE 2020-21 batch		3,33,870	11,85,830
Advance Tuition fees - BE 2021-22 batch		35,69,796	-
Scholarship Payable		67,94,364	2,79,71,656
Examination Fees		38,89,467	18,00,869
Amount refundable to Students		27,68,926	16,33,202
Excess Amount received from KEA to be Refunded		23,14,200	-
Sundry Creditors for supplies	3.1	15,53,496	30,14,987
Endowment Fund Account		5,92,600	5,92,600
Remuneration		4,85,202	11,07,816
Library Caution Deposit		-	73,200
<b>TOTAL</b>		<b>2,30,02,421</b>	<b>3,87,78,250</b>



**THE OXFORD COLLEGE OF ENGINEERING**  
10th Milestone, Bommanahalli, Hosur Road, Bangalore - 560068

NOTES TO BALANCE SHEET as at 31/03/2021

NOTE - 3

CURRENT LIABILITIES AND PROVISIONS

PARTICULARS	31/03/2021	31/03/2020
Balance b/d	2,30,02,421	3,87,78,250
<b><u>Statutory Payables :</u></b>		
Employer's PF Payable	1,80,342	2,15,554
Employee's PF Payable	1,80,342	2,15,554
T D S on Salary	80,854	1,33,561
Employer's ESI Payable	46,753	69,372
Professional Tax Payable	26,600	35,400
Employee's ESI Payable	10,839	16,226
<b><u>Provisions for Expenses :</u></b>		
Power Charges Payable	1,23,531	93,446
Audit fees Payable	1,18,000	1,18,000
<b><u>Provisions for Project Expenses :</u></b>		
Project - TOCE RPS AICTE	15,29,648	-
Project - VGST -CISEE GRD	12,50,480	-
Project - KSTEPS - VGST Auto	10,29,001	10,02,000
Project - Skill & PRN.DEVT.CENTER	5,78,662	-
Project - EST of Center for Computational	3,70,799	4,09,578
Project - National Innovation Foundation	3,59,532	709
Project - TOCE(PREERANA)	2,48,814	-
Project - Modernization of Upstream	92,788	92,607
Project - Karnataka State Council for SCIE	31,250	14,000
Project - Evaluation & Optimization of Radio	29,579	28,368
Project - TOCE (BIRAC)	16,847	-
Project - SDP Auto Mobiles	10,297	2,88,333
Project - NRB Bio Remediation of Oil Spill	4,466	4,331
Project - World Class New Product Design	2,536	1,507
Project - Isolation	1,036	974
Project - KSTEPS - VGST CS	-	5,02,000
<b>TOTAL</b>	<b>2,93,25,417</b>	<b>4,20,19,770</b>





**THE OXFORD COLLEGE OF ENGINEERING**  
10th Milestone, Bommanahalli, Hosur Road, Bangalore - 560068

NOTES TO INCOME & EXPENDITURE as at 31/03/2021

NOTE - 3.1  
SUNDRY CREDITORS

PARTICULARS	31/03/2021	31/03/2020
M/s Cuboid	5,83,000	5,83,000
M/s Amplus Solar Power Pvt Ltd.	2,66,317	-
M/s Raana semiconductors pvt ltd	2,15,582	-
M/s Q Spiders	2,08,000	2,08,000
M/s Nita Microtek	1,00,000	1,00,000
M/s Dexter Water Tech	75,234	75,234
M/s Indian Aluminium Works	72,281	72,281
M/s Novatuer Electrical & Digital System	14,000	14,000
M/s SKF Elixer India Pvt Ltd.	12,250	12,250
M/s vilakshan sahani	6,832	-
M/s Compu Solutions	-	12,94,268
M/s Amplus Solar Power Pvt Ltd.	-	5,13,278
M/s ABB India Ltd.,	-	91,562
M/s Pawan Electricals & Hardware	-	51,114
<b>TOTAL</b>	<b>15,53,496</b>	<b>30,14,987</b>



NOTES TO BALANCE SHEET as at 31/03/2021

NOTE - 4

FIXED ASSETS

Sl. No.	Particulars	W.D.V as on 01/04/2020	Additions During the year	Total	Depreciation		W.D.V as 31/03/2021
					31/03/2021	31/03/2020	
1	Building at Bommanahalli	11,92,579	-	11,92,579	1,19,258	1,32,509	10,73,321
2	Building Ground To VII Floor	2,53,14,599	-	2,53,14,599	25,31,460	28,12,733	2,27,83,139
3	Building Annexe	21,07,48,803	-	21,07,48,803	2,10,74,880	2,34,16,534	18,96,73,923
4	Furniture & Fixtures	66,97,989	-	66,97,989	6,69,799	6,94,164	60,28,190
5	Furnitures & Fittings - Annex Block	1,05,03,823	-	1,05,03,823	10,50,382	11,67,092	94,53,441
6	A C Unit	1,47,206	-	1,47,206	22,081	25,978	1,25,125
7	A V Equipment	7,54,658	-	7,54,658	1,13,199	1,33,175	6,41,459
8	Borewell	5,223	-	5,223	783	922	4,440
9	Lab Equipment	1,26,43,596	-	1,26,43,596	18,96,539	21,70,408	1,07,47,057
10	Library Books	34,75,373	-	34,75,373	5,21,306	6,13,040	29,54,067
11	Lifts	7,11,685	-	7,11,685	1,06,753	1,25,591	6,04,932
12	MOBILE - I PHONE	1,21,015	-	1,21,015	18,152	20,558	1,02,863
13	Office Equipment	17,43,738	36,780	17,80,518	2,65,662	3,04,075	15,14,856
14	Plant & Machinery	10,43,363	-	10,43,363	1,56,504	1,84,123	8,86,859
15	Pumpset & Motors	1,249	-	1,249	187	221	1,062
16	Water Treatment Plant	6,79,872	-	6,79,872	1,01,981	1,19,977	5,77,891
17	Telephone Instrument	23,954	-	23,954	3,593	4,227	20,361
18	UPS & Battery	9,31,574	40,960	9,72,534	1,45,880	1,62,146	8,26,654
19	Solar Water Heater	3,45,886	-	3,45,886	51,883	61,039	2,94,003
20	A C Units - Annex Block	51,20,959	-	51,20,959	7,68,144	9,03,699	43,52,815
21	Lift - Annex Block	34,54,238	-	34,54,238	5,18,136	6,09,572	29,36,102
22	Vehicle- KA-51/A-9405(Water Tank)	70,621	-	70,621	10,593	12,463	60,028
23	CCTV Camera	16,59,698	-	16,59,698	2,48,955	1,34,570	14,10,743
24	Computers	61,369	67,17,600	67,78,969	27,11,588	40,913	40,67,381
25	Software	4,60,177	-	4,60,177	1,84,071	3,06,785	2,76,106
26	Computer Networking - Annex Block	6,469	-	6,469	2,588	4,312	3,881
GRAND TOTAL		28,79,19,716	67,95,340	29,47,15,056	3,32,94,357	3,41,60,826	26,14,20,699

For Children's Education Society ®

As per our report of even date  
for S. VENKATESAN & Co.,

S.N.V.L. Nanagi-ha Ray

PRESIDENT

Ar. Tha. S

SECRETARY

V. Venkatanarasimhan

V. VENKATANARASIMHAN

Partner

M.No. 212985

Firm Reg No.008708S

Place : Bangalore  
Date : 07.02.2022





**THE OXFORD COLLEGE OF ENGINEERING**  
10th Milestone, Bommanahalli, Hosur Road, Bangalore - 560068

NOTES TO BALANCE SHEET as at 31/03/2021

NOTE - 5  
INVESTMENTS

PARTICULARS	31/03/2021	31/03/2020
Bank of Baroda FD.No 67590300000273 [earlier known as V C C - 18103311000168] (Including Interest Accrued)	5,66,12,640	5,45,94,879
Bank of Baroda FD.No.67590300000277 [earlier known as V C C - 181801644000007] (Including Interest Accrued)	2,12,53,753	2,05,38,157
Bank of Baroda FD NO.67590300000846 (Including Interest Accrued)	1,76,19,752	-
Bank of Baroda FD NO.67590300000847 (Including Interest Accrued)	1,76,16,011	-
Bank of Baroda FD NO.67590300000843 (Including Interest Accrued)	1,51,04,250	-
Bank of Baroda FD.No 89600300001736 [earlier known as V C C - 140503291002349] (Including Interest Accrued)	12,44,449	11,90,688
Bank of Baroda FD.No.73620300000139 [earlier known as VB FD No.102003291000813] (Including Interest Accrued)	4,68,532	4,45,046
Bank of Baroda FD.No.73620300002306 [earlier known as VB FD No.102002411001088] (Including Interest Accrued)	2,96,199	2,79,499
Bank of Baroda FD.No.73620300002274 [earlier known as VB FD No. 102002411001527] (Including Interest Accrued)	2,82,943	2,65,826
<b>TOTAL</b>	<b>13,04,98,529</b>	<b>7,73,14,095</b>



**THE OXFORD COLLEGE OF ENGINEERING**  
10th Milestone, Bommanahalli, Hosur Road, Bangalore - 560068

NOTES TO BALANCE SHEET as at 31/03/2021

NOTE - 6

CURRENT ASSETS, LOANS & ADVANCES

PARTICULARS	31/03/2021	31/03/2020
Fees Receivable	7,07,98,937	2,93,86,768
General Advance	-	42,108
<b><u>Advance Paid to University :</u></b>		
Advance Affiliation Fees	4,57,000	7,49,000
Advance membership - VTU	1,00,000	-
<b><u>Security Deposits :</u></b>		
BESCOM-Additional Security Deposits	13,66,030	13,66,030
Security Deposite in AICTE	12,00,000	12,00,000
Security Deposit - Reddy Filling Station -Diesel	1,00,000	1,00,000
<b><u>Advance paid to Suppliers :</u></b>		
M/s Allied Digital Service Pvt Ltd	15,39,688	15,39,688
M/s Symmetric Systems & Controls	2,75,000	-
M/s Abb india ltd	2,01,438	-
M/s Ocean Air Solutions	1,10,500	1,10,500
M/s Kone Elevators India Pvt Ltd	1,07,000	1,07,000
M/s Unimech Systems (Bangalore) Pvt Ltd	1,01,407	1,01,407
M/s Fensterbau Lingel India Pvt Ltd.	91,435	91,435
M/s Abdul Qayum	50,000	50,000
M/s Frax Electro System	25,000	25,000
M/s Blue star engineering & electricals ltd	23,600	-
M/s Cartel Info Systems Private Limited	-	29,10,000
M/s B S Pyromatic India (P) Ltd	-	9,00,000
M/s Reo Enterprises	-	6,51,000
M/s Vishwanath Associates	-	5,00,000
M/s K2 Learning Resources (India) Pvt Ltd.	-	4,50,076
M/s Seventh Sense People Development Solutions Pvt Ltd.	-	2,95,000
M/s Shade9	-	1,89,000
M/s C L Educate limited	-	1,00,000
M/s Sapthagiri Décor Products	-	45,000
<b>TOTAL</b>	<b>7,65,47,035</b>	<b>4,09,09,012</b>





**THE OXFORD COLLEGE OF ENGINEERING**  
10th Milestone, Bommanahalli, Hosur Road, Bangalore - 560068

NOTES TO BALANCE SHEET as at 31/03/2021

NOTE - 7  
CASH AND BANK BALANCES

Particulars	31/03/2021	31/03/2020
Bank of Baroda A/c No.5028 [earlier known as Vijaya Bank SB A/c No.5061]	5,04,89,692	1,99,92,989
Bank of Baroda A/c No.5020 [earlier known as Vijaya Bank SB A/c No.5089]	78,83,270	39,86,407
Bank of Baroda A/c No.2386 [earlier known as Vijaya Bank SB A/c No.0222]	70,11,348	63,39,367
Bank of Baroda A/c No.5030 [earlier known as Vijaya Bank SB A/c No.5069]	43,56,141	2,56,96,324
Bank of Baroda A/c No.4225 [earlier known as Vijaya Bank SB A/c No.0780]	23,58,613	22,70,988
Bank of Baroda A/c No.5039 [earlier known as Vijaya Bank SB A/c No.0015]	13,01,479	51,26,594
Bank of Baroda A/c No.2795 [earlier known as Vijaya Bank SB A/c No.3837(EF)]	11,59,687	10,74,256
Bank of Baroda A/c No.5044 [earlier known as Vijaya Bank SB A/c No.0570]	2,83,306	15,32,115
Bank of Baroda A/c No.7467 [earlier known as Vijaya Bank SB A/c No.3181]	1,21,540	1,17,048
Bank of Baroda A/c No.0641 [earlier known as Vijaya Bank SB A/c No.1882]	19,635	19,061
Vijaya Bank SB A/c No.8070	-	1,47,562
<b>Balance - c/f</b>	<b>7,49,84,711</b>	<b>6,63,02,710</b>



**THE OXFORD COLLEGE OF ENGINEERING**  
10th Milestone, Bommanahalli, Hosur Road, Bangalore - 560068

NOTES TO BALANCE SHEET as at 31/03/2021

NOTE - 7  
CASH AND BANK BALANCES

Particulars	31/03/2021	31/03/2020
Balance - b/d	7,49,84,711	6,63,02,710
<b><u>Project Bank Accounts :</u></b>		
Bank of Baroda A/c No.7650	15,29,648	-
Bank of Baroda A/c No.7569	12,50,480	-
Bank of Baroda A/c No.2909 [earlier known as Vijaya Bank SB A/c No.0215]	10,29,001	10,02,000
Bank of Baroda A/c No.4867 [earlier known as Vijaya Bank SB A/c No.5257]	5,78,662	-
Bank of Baroda A/c No.3353 [earlier known as Vijaya Bank SB A/c No.2534]	3,50,803	16,051
Bank of Baroda A/c No.1963 [earlier known as Vijaya Bank SB A/c No.0112]	2,48,814	-
Bank of Baroda A/c No.2908 [earlier known as Vijaya Bank SB A/c No.0214]	2,00,982	5,02,000
Bank of Baroda A/c No.0774 [earlier known as Vijaya Bank SB A/c No.4363]	1,35,685	1,74,464
Bank of Baroda A/c No.3440 [earlier known as Vijaya Bank SB A/c No.2946]	41,061	39,850
Bank of Baroda A/c No.2600 [earlier known as Vijaya Bank SB A/c No.0102]	18,847	-
Bank of Baroda A/c No.7522	10,297	-
Bank of Baroda A/c No.1860 [earlier known as Vijaya Bank SB A/c No.3344]	6,143	5,962
Bank of Baroda A/c No.4438 [earlier known as Vijaya Bank SB A/c No.3276]	4,614	4,479
Bank of Baroda A/c No.3352 [earlier known as Vijaya Bank SB A/c No.2535]	2,125	2,063
Bank of Baroda A/c No.1107 [earlier known as Vijaya Bank SB A/c No.5319]	658	34,129
<b>TOTAL</b>	<b>8,03,92,532</b>	<b>6,80,83,708</b>





**CHILDREN'S EDUCATION SOCIETY(Regd.)**

# 40, I Phase, J P Nagar, Bangalore - 560 078

**THE OXFORD COLLEGE OF ENGINEERING**

10th Milestone, Bommanahalli, Hosur Road, Bangalore - 560068

## NOTES TO INCOME &amp; EXPENDITURE as at 31/03/2021

NOTE - 8  
OTHER INCOME

Particulars	31/03/2021	31/03/2020
Project Grants Received	63,65,456	18,19,424
Interest on Deposits	35,00,225	39,27,495
SB Interest	22,17,273	25,18,297
Amount no longer payable written back	22,07,479	-
Miscellaneous Income	2,00,341	16,74,355
Alumni Fees	42,535	3,71,000
Soft Skill Fine Fee	-	89,500
Recovery of Power Charges	-	24,758
Smart Card fees	-	15,800
<b>TOTAL</b>	<b>1,45,33,309</b>	<b>1,04,40,629</b>

NOTE - 9  
UNIVERSITY FEES

Particulars	31/03/2021	31/03/2020
University fees - BE	33,35,700	-
Eligibility fees	32,25,170	32,78,800
Affiliation fees	8,21,000	8,08,000
Registration & Renewal fees	7,86,740	28,86,850
Other fee - KEA	1,24,616	-
Teachers Development fees	32,630	60,000
Processing fees	-	19,37,184
Consortium Annual Membership Fees	-	1,00,000
<b>TOTAL</b>	<b>83,25,856</b>	<b>90,70,834</b>



**CHILDREN'S EDUCATION SOCIETY(Regd.)**

# 40, I Phase, J P Nagar, Bangalore - 560 078

**THE OXFORD COLLEGE OF ENGINEERING**

10th Milestone, Bommanahalli, Hosur Road, Bangalore - 560068

**NOTES TO INCOME & EXPENDITURE as at 31/03/2021****NOTE - 10****ADMINISTRATION AND OTHER OPERATING EXPENSES**

Particulars	31/03/2021	31/03/2020
Project Expenses	64,38,627	24,23,696
Electricity Charges - Solar	21,08,886	10,13,278
Seminar/Workshop/Competition	16,55,826	6,20,468
Diesel for Water Tanker	15,64,783	8,57,095
Lab Maintenance & Consumables	12,69,506	9,21,822
Advertisement Expenses	11,30,759	12,21,487
Repairs & Maintenance	10,87,831	12,13,883
Legal & Consultancy Charges	10,45,000	1,73,000
Power charges RR No. 1126404S8HT60	8,41,961	16,35,668
Pre-Placment Traing Expenses	7,95,000	11,85,944
Printing & Stationery	5,42,450	11,49,700
Office expenses	3,59,511	-
Internet Charges	3,14,272	4,76,269
Pooja Expenses	3,13,300	3,96,700
Building Insurance Premium	2,00,128	1,53,073
Membership & Subscription fees	1,85,080	1,25,020
Annual Maintenance Charges	1,58,795	4,94,102
Office Maintenance	1,43,445	4,85,897
Audit fees	1,18,000	1,18,000
Inspection Expenses	94,536	2,01,495
Sports Expenses	73,290	5,34,916
Amount no longer receivable	90,560	-
Travelling & Conveyance	50,036	2,07,370
Bank Charges	39,960	1,47,097
Soft Skill Training Expenses for Students	25,000	13,36,040
Examination Expenses	19,950	1,29,350
Staff Welfare Expenses	19,575	1,15,127
Postage & Telegram	14,034	23,627
Annual/Inaugural/Felicitaton	9,600	7,19,816
News Paper & Periodicals	6,604	45,588
Telephone Expenses	3,622	7,064
Professional Tax Renewal fees & Expenses	2,500	2,500
Accrediation Fees	-	4,99,187
Diesel for Engg Buses	-	2,24,896
Guest Lecture Expenses	-	92,500
Student & Staff Group Accident Insurance Premium	-	69,970
Generator Maintainance	-	69,019
Student Welfare Expenses	-	39,195
Vehicle Maintenance	-	4,490
<b>TOTAL</b>	<b>2,07,22,427</b>	<b>1,91,34,348</b>



A handwritten signature in blue ink is located at the bottom right corner of the page.



**CHILDREN'S EDUCATION SOCIETY(Regd.)**

# 40, I Phase, J P Nagar, Bangalore - 560 078

**THE OXFORD COLLEGE OF ENGINEERING**

10th Milestone, Bommanahalli, Hosur Road, Bangalore - 560068

NOTES TO INCOME & EXPENDITURE as at 31/03/2021

NOTE - 11

EMPLOYEE BENEFIT EXPENSES

Particulars	31/03/2021	31/03/2020
Salary	6,00,57,156	7,30,04,327
Employer's contribution to EPF	22,01,278	25,37,296
Employer's contribution to ESI	6,04,359	9,23,366
Remuneration to President	5,88,000	6,00,000
<b>TOTAL</b>	<b>6,34,50,793</b>	<b>7,70,64,989</b>

